

ภาคผนวก ฉ

เอกสารสอบเทียบเครื่องมือตรวจวัด



List of Instruments Certification for Air & Noise Quality Analysis

No.	Instrument/Equipment	Parameter	Manufacturer	Model/Serial No.	Calibrator	Certification No.	Date of Calibration	Due date of Calibration	Remark
Ambient									
1	Orifice Transfer Standard Calibrator	Total Suspended Particulate (TSP) Particulate Matter < 10 µm (PM ₁₀)	Andersen Instruments, Inc.	G25A 1901	Jiranatee Associates Co., Ltd.	COF-002-66	14 Jul 23	13 Jul 25	-
2	U-Tube Manometer	Total Suspended Particulate (TSP) Particulate Matter < 10 µm (PM ₁₀)	Dwyer	1221-36-W/M -	Technology Promotion Association (Thailand-Japan)	24P1251	11 Apr 24	10 Apr 25	-
3	Aneroid Barometer	Total Suspended Particulate (TSP) Particulate Matter < 10 µm (PM ₁₀) Particular Matter (PM _{2.5})	Barigo, Germany	-	Technology Promotion Association (Thailand-Japan)	24P1369	22 Apr 24	21 Apr 25	-
4	Dial Thermo-Hygrometer	Total Suspended Particulate (TSP) Particulate Matter < 10 µm (PM ₁₀) Particular Matter (PM _{2.5})	Barigo, Germany	-	Technology Promotion Association (Thailand-Japan)	24H753	10 Apr 24	9 Apr 25	-
5	Nitrogen Dioxide Analyzer	Nitrogen Dioxide	Thermo Scientific	42i 1201778105	UAE Consultant Co.,Ltd.	26092024	26 Sep 24	25 Sep 25	-
6	Nitrogen Dioxide Analyzer	Nitrogen Dioxide	Thermo Scientific	42i 1201778106	UAE Consultant Co.,Ltd.	20092024	20 Sep 24	19 Sep 25	-
7	Nitrogen Dioxide Analyzer	Nitrogen Dioxide	Thermo Scientific	42i 1201778107	UAE Consultant Co.,Ltd.	26092024	26 Sep 24	25 Sep 25	-
8	Nitrogen Dioxide Analyzer	Nitrogen Dioxide	Thermo Scientific	42i 1201778108	UAE Consultant Co.,Ltd.	04112024	4 Oct 24	3 Oct 25	-
9	Standard Gases (Mixture)	Nitrogen Dioxide	Airgas	EB0162121 2016PSIG	Airgas an Air Liquide company	E05NI91E15A0014	6 Jun 23	6 Jun 31	-
10	Sulphur Dioxide Analyzer	Sulphur Dioxide	Thermo Scientific	42i 1182920016	UAE Consultant Co.,Ltd.	06092024	6 Sep 24	5 Sep 25	-
11	Sulphur Dioxide Analyzer	Sulphur Dioxide	Thermo Scientific	43i 1182920017	UAE Consultant Co.,Ltd.	15062024	15 May 24	14 May 25	-
12	Sulphur Dioxide Analyzer	Sulphur Dioxide	Thermo Scientific	43i 1182920014	UAE Consultant Co.,Ltd.	09042024	4 Sep 24	3 Sep 25	-
13	Sulphur Dioxide Analyzer	Sulphur Dioxide	Thermo Scientific	43i 1180540065	UAE Consultant Co.,Ltd.	04092024	4 Sep 24	3 Sep 25	-

List of Instruments Certification for Air & Noise Quality Analysis

No.	Instrument/Equipment	Parameter	Manufacturer	Model/Serial No.	Calibrator	Certification No.	Date of Calibration	Due date of Calibration	Remark
Ambient									
14	Standard Gases (Mixture)	Sulphur Dioxide	Airgas	EB0162121 2016PSIG	Airgas an Air Liquide company	E05NI91E15A0014	6 Jun 23	6 Jun 31	-
15	Wind Speed/Wind Direction	WS/WD	Scarlet Tech Ltd.	WL-21 2205DR0106	Thai Meteorological Department	102/24	27 Feb 24	26 Feb 25	-
16	Wind Speed/Wind Direction	WS/WD	Scarlet Tech Ltd.	WL-21 2205DR0114	Thai Meteorological Department	099/24	22 Feb 24	21 Feb 25	-
17	Wind Speed/Wind Direction	WS/WD	Scarlet Tech Ltd.	WL-21 2205DR0116	Thai Meteorological Department	100/24	22 Feb 24	21 Feb 25	-
18	Wind Speed/Wind Direction	WS/WD	Scarlet Tech Ltd.	WL-21 2301DR0024	Thai Meteorological Department	096/24	22 Feb 24	21 Feb 25	-
19	Sound Level Calibrator (Acoustic Calibrator)	Calibrate Sound Level Meter	Svantek	SV36 107224	Innovative Instrument Co.,Ltd.	24-ACT-091	26 Jun 24	25 Jun 25	-
20	Sound Level Meter	L _{Aeq} 1 hours, L _{Aeq} 24 hrs, L _{Amax} , L _{A90} , ระดับเสียงรบกวน	Larson Davis	LxT1 0007302	Electrical And Electronics Institute Foundation For Industrial Development	CP20240324EA	22 Aug 24	21 Aug 25	-
21	Sound Level Meter	L _{Aeq} 1 hours, L _{Aeq} 24 hrs, L _{Amax} , L _{A90} , ระดับเสียงรบกวน	Larson Davis	LxT1 0007305	Electrical And Electronics Institute Foundation For Industrial Development	CP20240323EA	22 Aug 24	21 Aug 25	-
22	Sound Level Meter	L _{Aeq} 1 hours, L _{Aeq} 24 hrs, L _{Amax} , L _{A90} , ระดับเสียงรบกวน	Larson Davis	LxT1 0007306	Electrical And Electronics Institute Foundation For Industrial Development	CP20240290EA	5 Aug 24	4 Aug 25	-
23	Sound Level Meter	L _{Aeq} 1 hours, L _{Aeq} 24 hrs, L _{Amax} , L _{A90} , ระดับเสียงรบกวน	Larson Davis	LxT1 0007308	Electrical And Electronics Institute Foundation For Industrial Development	CP20240322EA	22 Aug 24	21 Aug 25	-
24	Sound Level Meter	L _{Aeq} 1 hours, L _{Aeq} 24 hrs, L _{Amax} , L _{A90} , ระดับเสียงรบกวน	Larson Davis	LxT1 0007309	Electrical And Electronics Institute Foundation For Industrial Development	CP202340287EA	2 Aug 24	1 Aug 25	-
25	Sound Level Meter	L _{Aeq} 1 hours, L _{Aeq} 24 hrs, L _{Amax} , L _{A90} , ระดับเสียงรบกวน	Larson Davis	LxT1 0007310	Electrical And Electronics Institute Foundation For Industrial Development	CP20240289EA	5 Aug 24	4 Aug 25	-
26	Sound Level Meter	L _{Aeq} 1 hours, L _{Aeq} 24 hrs, L _{Amax} , L _{A90} , ระดับเสียงรบกวน	Larson Davis	LxT1 0007312	Electrical And Electronics Institute Foundation For Industrial Development	CP20240288EA	5 Aug 24	4 Aug 25	-
27	Sound Level Meter	L _{Aeq} 1 hours, L _{Aeq} 24 hrs, L _{Amax} , L _{A90} , ระดับเสียงรบกวน	Larson Davis	LxT1 0007313	Innovative Instrument Co.,Ltd.	24-SLM-039	8 Feb 24	7 Feb 25	-

List of Instruments Certification for Water Quality Analysis

No.	Instrument/Equipment	Parameter	Manufacturer	Model/Serial No.	Calibrator	Certification No.	Date of Calibration	Due date of Calibration	Remark
Water									
1	pH Meter	pH	Horiba	LAQUA-PH210 HA1M0043	Technology Promotion Association (Thailand-Japan)	24CH310	13 Mar 24	12 Mar 25	-
2	DO Meter	DO	Horiba	LAQUA-DO210 HE2L0031	Technology Promotion Association (Thailand-Japan)	24TW56	13 Mar 24	12 Mar 25	-



JIRANATEE ASSOCIATES CO.,LTD.

Jiranatee Associates Co.,Ltd
63/14-15, 67/35-36
Petchkasem 7,7/1, Rd.Watthapra, Bangkokyai,
Bangkok 10600 (Thailand)
Tel: +6608680812
Mobile: +66863999453
E-mail: jnac-calibration@jiranatee.com
Web site: www.jiranatee.com

Accredited calibration laboratory
ISO/IEC 17025:2017
NSC-TISI-TIS 17025
CALIBRATION 0367

Flow measurement laboratory
Calibration services department.



CERTIFICATE OF CALIBRATION

Certificate No. : COF-002-66

Page 1 of 2 Pages

MEASUREMENT ITEM : Top Load Orifice
MANUFACTURER : Andersen Instruments
MODEL/TYPE : G25A
SERIAL NUMBER : 1901
ID NUMBER : UAE.ANV.051/2547
CONDITION AS-RECEIVED : Used item
CUSTOMER : United Analyst and Engineering Consultant Co., Ltd.
81 Soi Udomsuk 41, Sukhumvit Road, Bangchak, Phrakhanong,
Bangkok 10260

RECEIVED DATE : 07 Jul 2023
MEASUREMENT DATE : 14 Jul 2023
ISSUE DATE : 18 Jul 2023

ENVIRONMENTAL CONDITIONS:

Ambient condition in the laboratory are as follow:

Temperature	: 23.0 ± 3.0	°C
Relative Humidity	: 55.0 ± 15.0	%RH
Atmospheric Pressure	: 1010 ± 10	hPa

CALIBRATION CONDITION:

Preconditioning : 24 hours at ambient conditions.
Measurement Condition : The average values during measurement are 23.9 °C and 54.5%RH.

NOTED: The certificate is valid only to the item calibrated on date and place of calibration.

TABULATION OF RESULTS:

The table on next page give the measured values.

Calibration procedure:

The Orifice gas flow device was calibrated against Standard Rotary Displacement Meter (Roots Meter) Model G65/IMC/W2-dp. The WI-CL-004 was used as a calibration guideline.

Traceability:

This certificate provides a traceability of The measurement to recognized the national standards, and to realization of the international system of units (SI) through the VSL (National Metrology Institute of Netherlands) via Certificate number: G2211901

Uncertainty of Measurement:

The reported uncertainty of measurement is based on the standard uncertainty multiplied by a coverage factor $k=2$, Which for a normal distribution corresponds to a coverage probability of approximately 95%. The standard uncertainty has been determined in accordance with the GUM 'Evaluation of measurement data - Guide to the expression of uncertainty in measurement'

Calibrated by:

- ☐ Mr. Sorawit Thachalad
☒ Miss Jittraporn Lertsomphol



Approved signatory:

Mr. Parinya Booncharoen
Calibration Department Manager

เอกสารไม่ควบคุม

MEASUREMENT RESULTS:

The Orifice gas flow device was calibrated by direct comparison method with the Standard Rotary Displacement Meter (Roots Meter). The Humid air was used as a medium in the system. The standard conditions are 25°C (298.15 K) and 760 mmHg for standard temperature and standard pressure respectively.

Table 1: The results of Q Standard calibration data

Plate	Flow rate m^3/min	Pressure [Pa] mmHg	Temperature [Ta] °C	Temperature [Tm] °C	Δp_{meter} mmHg	$\Delta p_{Orifice}$ inH ₂ O	Y	Standard Flow [Q_s] m^3/min
1	0.701	754.115	23.87	23.10	55.600	1.626	1.273	0.648
2	0.997	754.083	23.80	23.23	61.350	3.236	1.795	0.914
3	1.121	754.005	23.81	23.20	41.923	4.338	2.079	1.057
4	1.172	754.004	23.72	23.16	30.933	4.891	2.208	1.122
5	1.410	753.994	23.76	23.18	29.415	7.159	2.671	1.352

Slope (m): 1.98463
 Intercept (b): -0.01636
 Correlation coefficient (r): 0.99972
 Uncertainty ($k=2$): 0.015 m^3/min

Table 2: The results of Q actual calibration data

Plate	Flow rate m^3/min	Pressure [Pa] mmHg	Temperature [Ta] °C	Temperature [Tm] °C	Δp_{meter} mmHg	$\Delta p_{Orifice}$ inH ₂ O	Y	Standard Flow [Q_a] m^3/min
1	0.701	754.115	23.87	23.10	55.600	1.626	0.800	0.651
2	0.997	754.083	23.80	23.23	61.350	3.236	1.129	0.917
3	1.121	754.005	23.81	23.20	41.923	4.338	1.307	1.061
4	1.172	754.004	23.72	23.16	30.933	4.891	1.388	1.126
5	1.410	753.994	23.76	23.18	29.415	7.159	1.679	1.357

Slope (m): 1.24306
 Intercept (b): -0.01029
 Correlation coefficient (r): 0.99972
 Uncertainty ($k = 2$): 0.015 m^3/min

End of Certificate of Calibration



เอกสารไม่ควบคุม



Certificate of Calibration

Certificate No. : 24P1251

Page : 1 of 2

Equipment : U Tube Manometer

Manufacturer: Dwyer

Model : 1221-36-W/M

Serial No.: -

ID No.: UAE.EFM.077/2566

Condition As-Received: Used Item

Received Date: 03 April 2024

Calibration Date: 11 April 2024

Reference: 2404-0118WSC

Submitted by: United Analyst and Engineering Consultant Co.,Ltd.

Ambient Temperature: (23 ± 2) °C

Relative Humidity: (50 ± 15) %

Atmospheric Pressure: 1012 mbar

This certificate may not be reproduced other than in full,
except with the prior written approval of the head of
Corporate Services 3: Equipment Calibration and Testing Services.

81 Soi Udomsuk 41, Sukhumvit Road, Bangchak,
Phrakhanong, Bangkok 10260

Procedure used: The calibration was conducted by direct comparison method against Pressure Measuring Instruments Standard according to calibration procedure CP-P04, using " DKD-R 6-1 ; Calibration of Pressure Gauges " as a guidelines.

Condition of this result of calibration

1.Reference standards instruments :

<u>Instrument</u>	<u>Model</u>	<u>Serial No.</u>	<u>Certificate No.</u>	<u>Due Date</u>
1) Pressure Calibrator	PC106P	1189	MP-0176-23	12 Sep 2024

2.This result of calibration was made on requested at the point specified by customer.

3.Scale and conversion factor is 1 kPa = 4.0146293 inH₂O

4.This instrument was used clean air as pressure media.

5.This instrument was calibrated by applied pressure to high-port (+) side and low-port (-) side open to atmospheric pressure.

6.This instrument was installed in vertical orientation and top of the pressure port was used as the reference level.

7.The certificate is valid only to the item calibrated on date and place of calibration.

8.This Certification is traceable to the International System of Unit maintained through:-

-National Institute of Metrology (Thailand), NSC-ONSC Accredited No. Calibration 0144

Calibrated by : Suksan Khankaew

Issue Date : 17 April 2024

Approved Signatory :

[] Phalinee Prabpaipal

[] Sura Suwannasri

[✓] Attapol Panurach

เอกสารไม่ควบคุม



Cert.No.: 24P1251

Page: 2 of 2

Result of calibration:- Without adjustment

Range : 0 inH₂O to 36 inH₂O

Function:- Pressure Measurement

Scale Interval : 0.1 inH₂O (The Second Estimate)

Increasing Pressure

Applied Pressure	High-port side	UUC Indication		ΔP	Error
		Low-port side			
0.00	0.00	0.00		0.00	0.00
2.00	1.00	-1.00		2.00	0.00
4.00	2.00	-2.00		4.00	0.00
6.00	3.00	-3.00		6.00	0.00
8.00	4.00	-4.00		8.00	0.00
10.00	5.00	-5.00		10.00	0.00
12.00	6.00	-6.00		12.00	0.00
14.00	7.05	-7.05		14.10	0.10
16.00	8.05	-8.05		16.10	0.10
18.00	9.05	-9.05		18.10	0.10
20.00	10.05	-10.05		20.10	0.10
22.00	11.05	-11.05		22.10	0.10
24.00	12.05	-12.05		24.10	0.10
26.00	13.05	-13.05		26.10	0.10
28.00	14.05	-14.05		28.10	0.10
30.00	15.05	-15.05		30.10	0.10
32.00	16.05	-16.10		32.15	0.15
34.00	17.05	-17.10		34.15	0.15
35.80	18.00	-18.00		36.00	0.20

The uncertainty of measurement was ± 0.11 inH₂O

* ΔP = High-port side - Low-port side

* UUC = Unit Under Calibration

The reported uncertainty of measurement was based on a standard uncertainty multiplied by a coverage factor $k = 2$, providing a level of confidence of approximately 95 %.

-oOo-

เอกสารไม่ควบคุม



Certificate of Calibration

Certificate No. : 24P1369

Page : 1 of 2

Equipment : Aneroid Barometer

Manufacturer: Barigo

Model : -

Serial No.: -

ID No.: UAE.ANV.013/2547

Condition As-Received: Used Item

Received Date: 05 April 2024

Calibration Date: 22 April 2024

Reference: 2404-0243WSC

Ambient Temperature: (23 ± 2) °C

Relative Humidity: (50 ± 15) %

Atmospheric Pressure: 1007 mbar

Submitted by: United Analyst and Engineering Consultant Co.,Ltd.

81 Soi Udomsuk 41, Sukhumvit Road, Bangchak,
Phrakhanong, Bangkok 10260

Procedure used: The calibration was conducted by direct comparison method against Pressure Measuring Instruments Standard according to calibration procedure CP-P10, using " DKD-R 6-1 ; Calibration of Pressure Gauges " as a guidelines.

Condition of this result of calibration

1.Reference standards instruments :

<u>Instrument</u>	<u>Model</u>	<u>Serial No.</u>	<u>Certificate No.</u>	<u>Due Date</u>
1) Standard Barometer	DPI142	1422505046	MP-0094-23	03 May 2024

2.This instrument was installed in vertical orientation and center of the dial was used as the reference level.

3.This result of calibration was made on requested at the point specified by customer.

4.Scale and conversion factor is 1 kPa = 7.50062 mmHg

5.This result of calibration instrument was in absolute pressure.

6.This instrument was used clean air as pressure media.

7.The certificate is valid only to the item calibrated on date and place of calibration.

8.This Certification is traceable to the International System of Unit maintained through:-

-National Institute of Metrology Thailand (NIMT)

Calibrated by : Suksan Khankaew

Issue Date : 23 April 2024

Approved Signatory : _____

[] Phalinee Prabpaipal

[] Sura Suwannasri

[✓] Attapol Panurach

เอกสารไม่ควบคุม



Result of calibration:- Without adjustment

Range : 720 mmHg to 780 mmHg

Function:- Absolute Pressure Measurement

Scale Interval : 1 mmHg (The Fifth Estimate)

Increasing Pressure

Applied Pressure (mmHg)	718.40	729.71	740.61	751.07	761.97	773.05	786.91
UUC* Indication (mmHg)	720.0	730.0	740.0	750.0	760.0	770.0	780.0
Error (mmHg)	1.60	0.29	-0.61	-1.07	-1.97	-3.05	-6.91

Decreasing Pressure

Applied Pressure (mmHg)	786.91	772.99	761.71	750.69	740.13	729.35	718.44
UUC* Indication (mmHg)	780.0	770.0	760.0	750.0	740.0	730.0	720.0
Error (mmHg)	-6.91	-2.99	-1.71	-0.69	-0.13	0.65	1.56

The uncertainty of measurement was ± 0.24 mmHg

* UUC = Unit Under Calibration

The reported uncertainty of measurement was based on a standard uncertainty multiplied by a coverage factor $k = 2$, providing a level of confidence of approximately 95 %.

-oOo-



Certificate of Calibration

Certificate No. : 24H753

Page : 1 of 2

Equipment : Dial Thermo-Hygrometer

Manufacturer: Barigo

Model : -

Serial No.: -

ID No.: UAE.ANV.127/2550

Condition As-Received: Used Item

Received Date: 05 April 2024

Calibration Date: 10 April 2024
to 18 April 2024

Reference: 2404-0247WSC

Ambient Temperature: (25 ± 3) °C

Relative Humidity: (50 ± 20) %

This certificate may not be reproduced other than in full,
except with the prior written approval of the head of
Corporate Services 3: Equipment Calibration and Testing Services.

Submitted by: United Analyst and Engineering Consultant Co.,Ltd.

81 Soi Udomsuk 41, Sukhumvit Road,
Bangchak, Phrakhanong, Bangkok 10260

Procedure used: Calibration were conducted using in-house calibration procedure CP-H02 according to comparison
with standard chilled mirror sensor for humidity measurement function and comparison with standard
temperature probe for temperature measurement function into humidity / temperature chamber.

Condition of this result of calibration

1.Reference standards instruments :

<u>Instrument</u>	<u>Model</u>	<u>Serial No.</u>	<u>Certificate No.</u>	<u>Due Date</u>
1) Chilled Mirror Hygrometer	Dew Master	44730	21656	02 Aug 2024
2) Handheld Thermometer With Sensor	1521	A5A339	2311238	16 Oct 2024

2.The certificate is valid only to the item calibrated on date and place of calibration.

3.This Certification is traceable to the International System of Unit maintained through:-

- Thunder Scientific Corporation, NVLAB Accreditation No. Calibration 200582-0
- Technology Promotion Association (Thailand-Japan), NSC-ONSC Accredited No. Calibration 0008

Calibrated by : Chakrit Waewwanjua
Issue Date : 18 April 2024

Approved Signatory : _____
[] Chakrit Waewwanjua
[✓] Viporn Tantiyawutti
[] Unnopphol Harachai

เอกสารไม่ควบคุม



Cert. No.: 24H753

Page.: 2 of 2

Result of Calibration:-

Without Adjustment

Function:

Humidity Measurement.

<u>Reference Temperature</u> (°C)	<u>Standard Humidity</u> (%R.H.)	<u>UUC* Reading</u> (%R.H.)	<u>Error</u> (%R.H.)	<u>Uncertainty of Measurement</u> (±%R.H.)
25.0	40.1	43	2.9	1.6
25.0	60.0	60	0.0	1.7
25.0	80.0	78	-2.0	1.8

Result of Calibration:-

Without Adjustment

Function:

Temperature Measurement.

<u>Standard Temperature</u> (°C)	<u>UUC* Reading</u> (°C)	<u>Error</u> (°C)	<u>Uncertainty of Measurement</u> (±°C)
20.014	20.0	-0.014	0.72
25.033	25.0	-0.033	0.72
30.010	30.0	-0.010	0.72
35.027	34.5	-0.527	0.72
40.013	39.5	-0.513	0.72

UUC* : Unit Under Calibration

The reported uncertainty of measurement was base on standard uncertainty multiplied by coverage factor $k = 2.00$, providing confidence level approximately 95%.

-o0o-

เอกสารไม่ควบคุม

MULTI-POINT GAS TEST REPORT

Test Date : Sep 20,2024

Equipment : Gas Analyzer (NO₂)

Model : 42i

Manufacturer : Thermo Scientific

Serial Number : 1201778106

Standard Gas Concentration

Sulphur Dioxide (SO ₂)	42.89
Nitric Oxide (NO)	46.77
Methane (CH ₄)	-
Carbon Monoxide (CO)	965.9
Cylinder No. :	EB0159156
Expiration Date :	Nov 6,2026

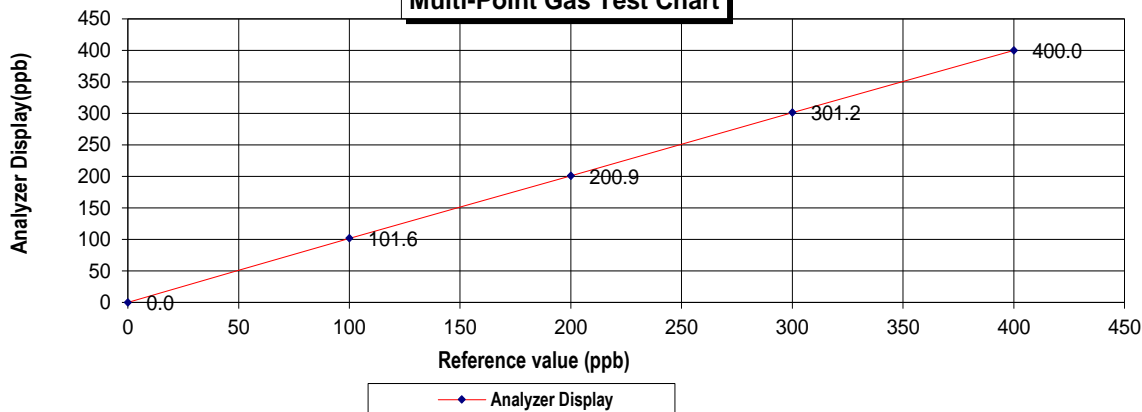
Dilutor Detail

Manufacturer :	Thermo Scientific
Model :	146i
Serial Number :	1180540071

Multi-point gas test data

Reference Value (ppb)			Analyzer Display (ppb)	Difference Error	Percent Error	[% Error]
Level 1	Zero	0.0	0.0	0.00	0.00	0.00
Level 2	20.00%	100.0	101.6	1.60	1.57	1.57
Level 3	40.00%	200.0	200.9	0.90	0.45	0.45
Level 4	60.00%	300.0	301.2	1.20	0.40	0.40
Level 5	80.00%	400.0	400.0	0.00	0.00	0.00
Remark : Measuring Range 500.0 ppb				Average Difference (%)		0.48

Multi-Point Gas Test Chart



Calculate by

20 / 9 / 2567

Approve by

20 Sep 2024

MULTI-POINT GAS TEST REPORT

Test Date : Sep 26,2024

Equipment : Gas Analyzer (NO₂)

Model : 42i

Manufacturer : Thermo Scientific

Serial Number : 1201778107

Standard Gas Concentration

Sulphur Dioxide (SO ₂)	42.89
Nitric Oxide (NO)	46.77
Methane (CH ₄)	-
Carbon Monoxide (CO)	965.9
Cylinder No. :	EB0159156
Expiration Date :	Nov 6,2026

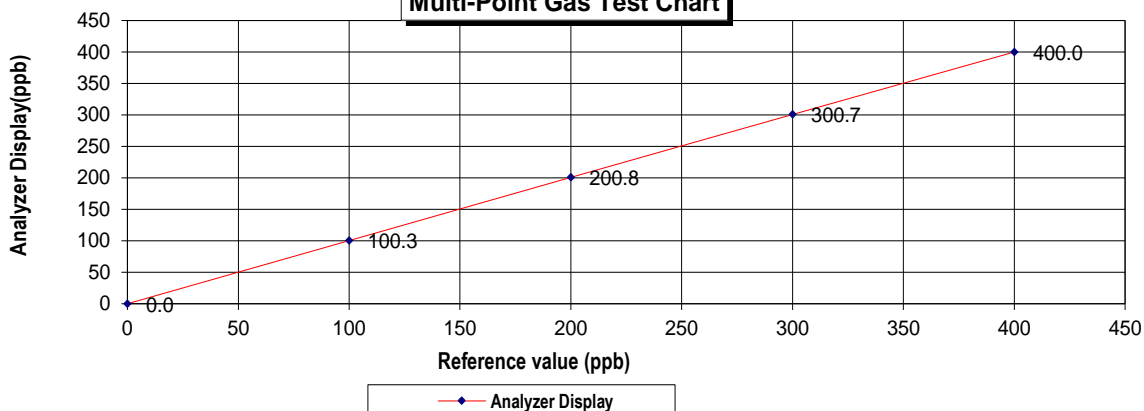
Dilutor Detail

Manufacturer :	Thermo Scientific
Model :	146i
Serial Number :	1180540071

Multi-point gas test data

Reference Value (ppb)			Analyzer Display (ppb)	Difference Error	Percent Error	[% Error]
Level 1	Zero	0.0	0.0	0.00	0.00	0.00
Level 2	20.00%	100.0	100.3	0.30	0.30	0.30
Level 3	40.00%	200.0	200.8	0.80	0.40	0.40
Level 4	60.00%	300.0	300.7	0.70	0.23	0.23
Level 5	80.00%	400.0	400.0	0.00	0.00	0.00
Remark : Measuring Range 500.0 ppb				Average Difference (%)		0.19

Multi-Point Gas Test Chart



Calculate by

Girchai G.
26 / 9 / 2567

Approve by

Patikom
26 / Sep / 2024

MULTI-POINT GAS TEST REPORT

Test Date : Oct 4, 2024

Equipment : Gas Analyzer (NO₂)

Model : 42i

Manufacturer : Thermo Scientific

Serial Number : 1201778108

Standard Gas Concentration

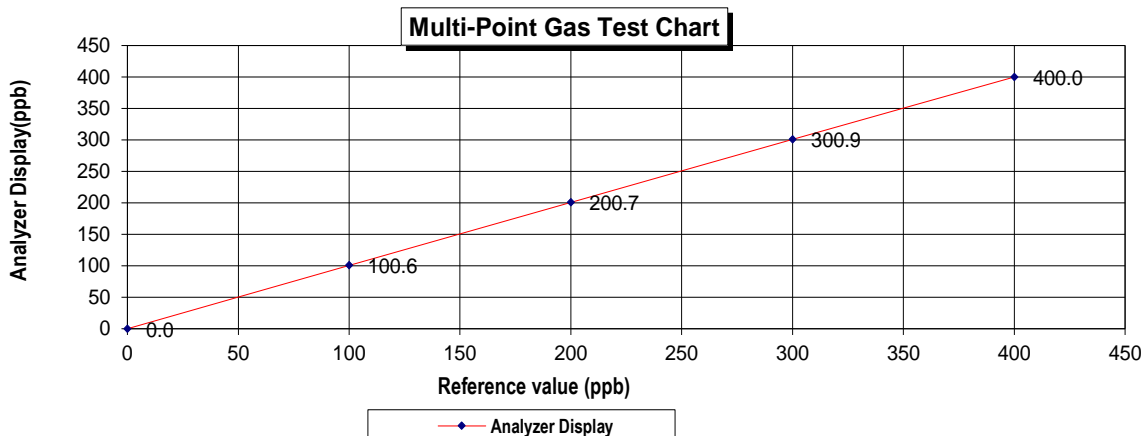
Sulphur Dioxide (SO ₂)	42.89
Nitric Oxide (NO)	46.77
Methane (CH ₄)	-
Carbon Monoxide (CO)	965.9
Cylinder No. :	EB0159156
Expiration Date :	Nov 6, 2026

Dilutor Detail

Manufacturer :	Thermo Scientific
Model :	146i
Serial Number :	1180540071

Multi-point gas test data

Reference Value (ppb)			Analyzer Display (ppb)	Difference Error	Percent Error	[% Error]
Level 1	Zero	0.0	0.0	0.00	0.00	0.00
Level 2	20.00%	100.0	100.6	0.60	0.60	0.60
Level 3	40.00%	200.0	200.7	0.70	0.35	0.35
Level 4	60.00%	300.0	300.9	0.90	0.30	0.30
Level 5	80.00%	400.0	400.0	0.00	0.00	0.00
Remark : Measuring Range 500.0 ppb				Average Difference (%)		0.25



Calculate by

Girchan. G
.....
4 / 10 / 2567
...../...../.....

Approve by

Patikom
.....
4 / Oct / 2024
...../...../.....

CERTIFICATE OF ANALYSIS

Grade of Product: EPA PROTOCOL STANDARD

Customer: AIR LIQUIDE (THAILAND)

LTD

Part Number: E05NI91E15A0014

Cylinder Number: EB0162121

Laboratory: 124 - Plumsteadville - PA

PGVP Number: A12023

Gas Code: CO,CO₂,NO,NO₂,SO₂,BALN

Reference Number: 160-402772205-1

Cylinder Volume: 144.0 CF

Cylinder Pressure: 2016 PSIG

Valve Outlet: 660

Certification Date: Jul 06, 2023

Expiration Date: Jul 06, 2031

Certification performed in accordance with "EPA Traceability Protocol for Assay and Certification of Gaseous Calibration Standards (May 2012)" document EPA 600/R-12/531, using the assay procedures listed. Analytical Methodology does not require correction for analytical interference. This cylinder has a total analytical uncertainty as stated below with a confidence level of 95%. There are no significant impurities which affect the use of this calibration mixture. All concentrations are on a mole/mole basis unless otherwise noted. The results relate only to the items tested. The report shall not be reproduced except in full without approval of the laboratory. Do Not Use This Cylinder below 100 psig, i.e. 0.7 megapascals.

ANALYTICAL RESULTS

Component	Requested Concentration	Actual Concentration	Protocol Method	Total Relative Uncertainty	Assay Dates
NOX	100.0 PPM	100.4 PPM	G1	+/- 0.9% NIST Traceable	06/27/2023, 07/06/2023
NITRIC OXIDE	100.0 PPM	100.2 PPM	G1	+/- 0.9% NIST Traceable	06/27/2023, 07/06/2023
SULFUR DIOXIDE	100.0 PPM	100.0 PPM	G1	+/- 1.4% NIST Traceable	06/27/2023, 07/06/2023
CARBON MONOXIDE	200.0 PPM	199.2 PPM	G1	+/- 0.3% NIST Traceable	06/26/2023
CARBON DIOXIDE	8.000 %	7.982 %	G1	+/- 1.2% NIST Traceable	06/27/2023
NITROGEN	Balance				

CALIBRATION STANDARDS

Type	Lot ID	Cylinder No	Concentration	Uncertainty	Expiration Date
GMIS	104202308	CC754364	98.36 PPM NITRIC OXIDE/NITROGEN	+/- 0.4%	Jan 04, 2031
PRM	C2219101	APE1514048	100.19 PPM NITRIC OXIDE/NITROGEN	+/- 0.3%	Feb 28, 2025
GMIS	2023042525	CC754381	98.52 PPM NITRIC OXIDE/NITROGEN	+/- 0.4%	Apr 25, 2031
PRM	12409	D913660	15.01 PPM NITROGEN DIOXIDE/AIR	+/- 1.5%	Feb 17, 2023
GMIS	153400202002	EB0130037	9.693 PPM NITROGEN DIOXIDE/NITROGEN	+/- 1.6%	Sep 29, 2025
NTRM	160102-22	KAL003820	97.69 PPM SULFUR DIOXIDE/NITROGEN	+/- 0.8%	Nov 01, 2027
CO	230601	CC745902	249.47 PPM CARBON MONOXIDE/NITROGEN	+/- 0.3%	Dec 09, 2028
NTRM	130606-02	CC411730	13.359 % CARBON DIOXIDE/NITROGEN	+/- 0.6%	May 14, 2025

The SRM, NTRM, PRM, or RGM noted above is only in reference to the GMIS used in the assay and not part of the analysis.

ANALYTICAL EQUIPMENT

Instrument/Make/Model	Analytical Principle	Last Multipoint Calibration
Nicolet iS50 FTIR AUP2010245 CO ₂	FTIR	Jun 15, 2023
SIEMENS ULTRAMAT6E N1-C8-180	NDIR	Jun 14, 2023
Nicolet iS50 FTIR AUP2010245 NO	FTIR	Jun 29, 2023
Nicolet iS50 FTIR AUP2010245 NO ₂	FTIR	Jun 15, 2023
Nicolet iS50 FTIR AUP2010245 SO ₂	FTIR	Jun 08, 2023


Approved for Release

CERTIFICATE OF ANALYSIS

Grade of Product: EPA PROTOCOL STANDARD

Customer: AIR LIQUIDE (THAILAND)

LTD

Part Number: E05NI91E15A0014

Cylinder Number: EB0162121

Laboratory: 124 - Plumsteadville - PA

PGVP Number: A12023

Gas Code: CO,CO₂,NO,NO₂,SO₂,BALN

Reference Number: 160-402772205-1

Cylinder Volume: 144.0 CF

Cylinder Pressure: 2016 PSIG

Valve Outlet: 660

Certification Date: Jul 06, 2023

Expiration Date: Jul 06, 2031

Certification performed in accordance with "EPA Traceability Protocol for Assay and Certification of Gaseous Calibration Standards (May 2012)" document EPA 600/R-12/531, using the assay procedures listed. Analytical Methodology does not require correction for analytical interference. This cylinder has a total analytical uncertainty as stated below with a confidence level of 95%. There are no significant impurities which affect the use of this calibration mixture. All concentrations are on a mole/mole basis unless otherwise noted. The results relate only to the items tested. The report shall not be reproduced except in full without approval of the laboratory. Do Not Use This Cylinder below 100 psig, i.e. 0.7 megapascals.

ANALYTICAL RESULTS

Component	Requested Concentration	Actual Concentration	Protocol Method	Total Relative Uncertainty	Assay Dates
NOX	100.0 PPM	100.4 PPM	G1	+/- 0.9% NIST Traceable	06/27/2023, 07/06/2023
NITRIC OXIDE	100.0 PPM	100.2 PPM	G1	+/- 0.9% NIST Traceable	06/27/2023, 07/06/2023
SULFUR DIOXIDE	100.0 PPM	100.0 PPM	G1	+/- 1.4% NIST Traceable	06/27/2023, 07/06/2023
CARBON MONOXIDE	200.0 PPM	199.2 PPM	G1	+/- 0.3% NIST Traceable	06/26/2023
CARBON DIOXIDE	8.000 %	7.982 %	G1	+/- 1.2% NIST Traceable	06/27/2023
NITROGEN	Balance				

CALIBRATION STANDARDS

Type	Lot ID	Cylinder No	Concentration	Uncertainty	Expiration Date
GMIS	104202308	CC754364	98.36 PPM NITRIC OXIDE/NITROGEN	+/- 0.4%	Jan 04, 2031
PRM	C2219101	APE1514048	100.19 PPM NITRIC OXIDE/NITROGEN	+/- 0.3%	Feb 28, 2025
GMIS	2023042525	CC754381	98.52 PPM NITRIC OXIDE/NITROGEN	+/- 0.4%	Apr 25, 2031
PRM	12409	D913660	15.01 PPM NITROGEN DIOXIDE/AIR	+/- 1.5%	Feb 17, 2023
GMIS	153400202002	EB0130037	9.693 PPM NITROGEN DIOXIDE/NITROGEN	+/- 1.6%	Sep 29, 2025
NTRM	160102-22	KAL003820	97.69 PPM SULFUR DIOXIDE/NITROGEN	+/- 0.8%	Nov 01, 2027
CO	230601	CC745902	249.47 PPM CARBON MONOXIDE/NITROGEN	+/- 0.3%	Dec 09, 2028
NTRM	130606-02	CC411730	13.359 % CARBON DIOXIDE/NITROGEN	+/- 0.6%	May 14, 2025

The SRM, NTRM, PRM, or RGM noted above is only in reference to the GMIS used in the assay and not part of the analysis.

ANALYTICAL EQUIPMENT

Instrument/Make/Model	Analytical Principle	Last Multipoint Calibration
Nicolet iS50 FTIR AUP2010245 CO ₂	FTIR	Jun 15, 2023
SIEMENS ULTRAMAT6E N1-C8-180	NDIR	Jun 14, 2023
Nicolet iS50 FTIR AUP2010245 NO	FTIR	Jun 29, 2023
Nicolet iS50 FTIR AUP2010245 NO ₂	FTIR	Jun 15, 2023
Nicolet iS50 FTIR AUP2010245 SO ₂	FTIR	Jun 08, 2023


Approved for Release

MULTI-POINT GAS TEST REPORT

Test Date : Sep 6, 2024

Equipment : Gas Analyzer (SO₂)

Model : 43i

Manufacturer : Thermo SCIENTIFIC

Serial Number : 1182920016

Standard Gas Concentration

Sulphur Dioxide (SO ₂)	42.89
Nitric Oxide (NO)	46.77
Methane (CH ₄)	-
Carbon Monoxide (CO)	965.9
Cylinder No. :	EB01159156
Expiration Date :	Nov 06, 2026

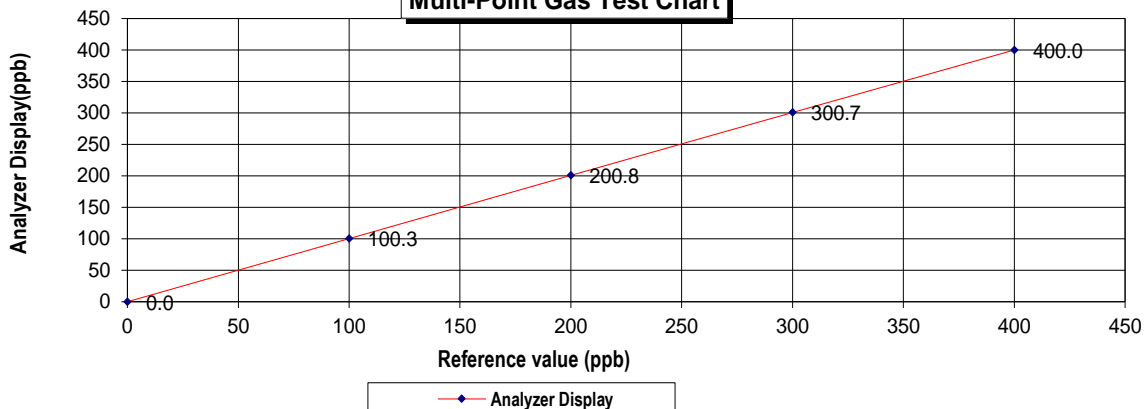
Dilutor Detail

Manufacturer :	Thermo SCIENTIFIC
Model :	146i
Serial Number :	1180540071

Multi-point gas test data

Reference Value (ppb)			Analyzer Display (ppb)	Difference Error	Percent Error	[% Error]
Level 1	Zero	0.0	0.0	0.00	0.00	0.00
Level 2	20.00%	100.0	100.3	0.30	0.30	0.30
Level 3	40.00%	200.0	200.8	0.80	0.40	0.40
Level 4	60.00%	300.0	300.7	0.70	0.23	0.23
Level 5	80.00%	400.0	400.0	0.00	0.00	0.00
Remark : Measuring Range 500.0 ppb				Average Difference (%)		0.19

Multi-Point Gas Test Chart



Calculate by

Sinchan. S.

6 / 9 / 2567

Approve by

Patikorn K.

6 / Sep / 2024

MULTI-POINT GAS TEST REPORT

Test Date : Sep 4, 2024

Equipment : Gas Analyzer (SO₂)

Model : 43i

Manufacturer : Thermo SCIENTIFIC

Serial Number : 1182920017

Standard Gas Concentration

Sulphur Dioxide (SO ₂)	42.89
Nitric Oxide (NO)	46.77
Methane (CH ₄)	-
Carbon Monoxide (CO)	965.9
Cylinder No. :	EB01159156
Expiration Date :	Nov 06, 2026

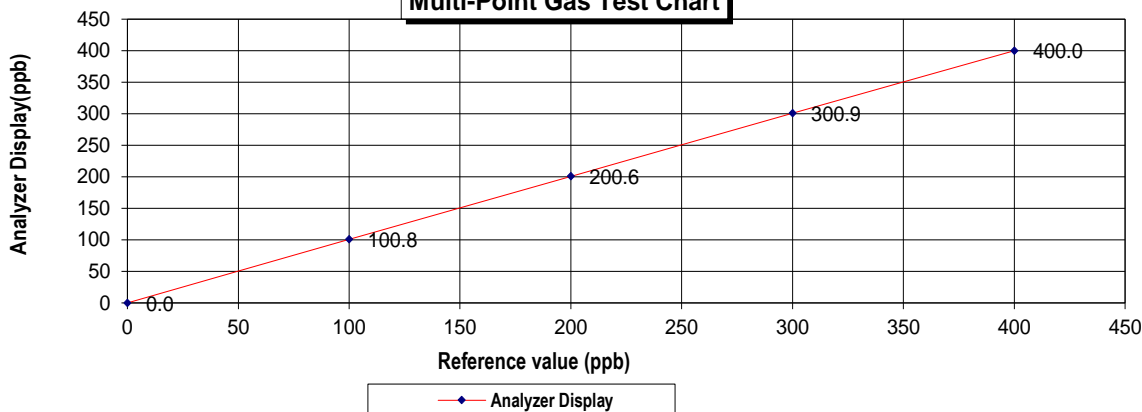
Dilutor Detail

Manufacturer :	Thermo SCIENTIFIC
Model :	146i
Serial Number :	1180540071

Multi-point gas test data

Reference Value (ppb)			Analyzer Display (ppb)	Difference Error	Percent Error	[% Error]
Level 1	Zero	0.0	0.0	0.00	0.00	0.00
Level 2	20.00%	100.0	100.8	0.80	0.79	0.79
Level 3	40.00%	200.0	200.6	0.60	0.30	0.30
Level 4	60.00%	300.0	300.9	0.90	0.30	0.30
Level 5	80.00%	400.0	400.0	0.00	0.00	0.00
Remark : Measuring Range 500.0 ppb				Average Difference (%)		0.28

Multi-Point Gas Test Chart



Calculate by

4 / 9 2567

Approve by

4 / Sep / 2024

MULTI-POINT GAS TEST REPORT

Test Date : Sep 4, 2024

Equipment : Gas Analyzer (SO₂)

Model : 43i

Manufacturer : Thermo SCIENTIFIC

Serial Number : 1182920014

Standard Gas Concentration

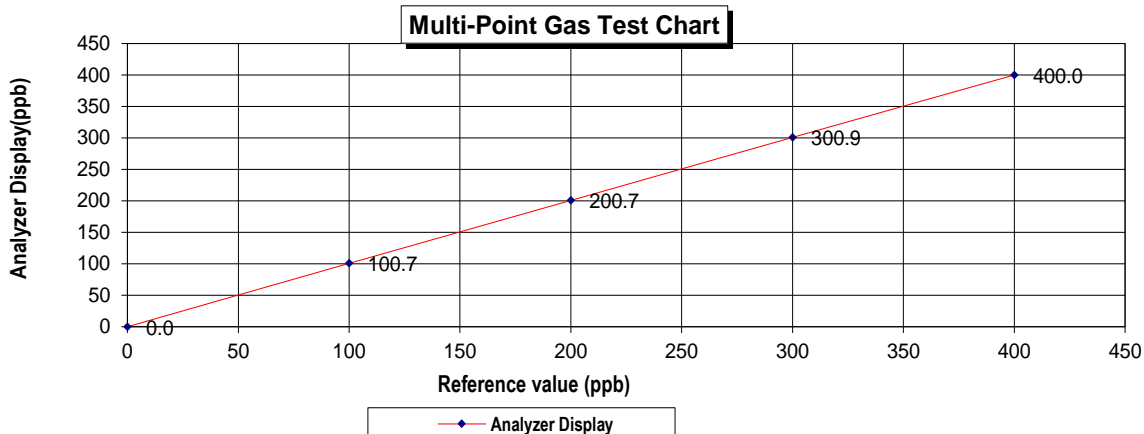
Sulphur Dioxide (SO ₂)	42.89
Nitric Oxide (NO)	46.77
Methane (CH ₄)	-
Carbon Monoxide (CO)	965.9
Cylinder No. :	EB01159156
Expiration Date :	Nov 06, 2026

Dilutor Detail

Manufacturer :	Thermo SCIENTIFIC
Model :	146i
Serial Number :	1180540071

Multi-point gas test data

Reference Value (ppb)			Analyzer Display (ppb)	Difference Error	Percent Error	[% Error]
Level 1	Zero	0.0	0.0	0.00	0.00	0.00
Level 2	20.00%	100.0	100.7	0.70	0.70	0.70
Level 3	40.00%	200.0	200.7	0.70	0.35	0.35
Level 4	60.00%	300.0	300.9	0.90	0.30	0.30
Level 5	80.00%	400.0	400.0	0.00	0.00	0.00
Remark : Measuring Range 500.0 ppb				Average Difference (%)		0.27



Calculate by

4 / 9 / 2567

Approve by

4 / Sep / 2024

เอกสารไม่ควบคุม

MULTI-POINT GAS TEST REPORT

Test Date : Sep 4, 2024

Equipment : Gas Analyzer (SO₂)

Model : 43i

Manufacturer : Thermo SCIENTIFIC

Serial Number : 1180540065

Standard Gas Concentration

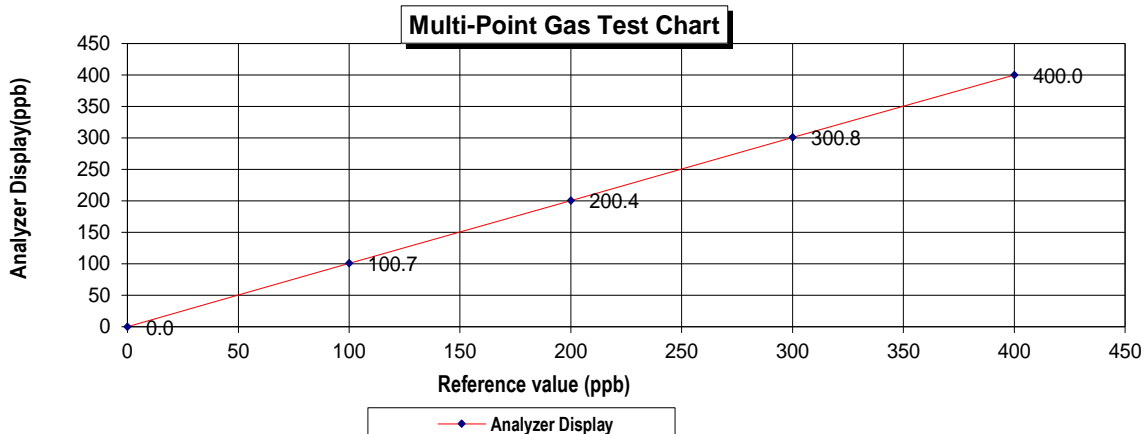
Sulphur Dioxide (SO ₂)	42.89
Nitric Oxide (NO)	46.77
Methane (CH ₄)	-
Carbon Monoxide (CO)	965.9
Cylinder No. :	EB01159156
Expiration Date :	Nov 06, 2026

Dilutor Detail

Manufacturer :	Thermo SCIENTIFIC
Model :	146i
Serial Number :	1180540071

Multi-point gas test data

Reference Value (ppb)			Analyzer Display (ppb)	Difference Error	Percent Error	[% Error]
Level 1	Zero	0.0	0.0	0.00	0.00	0.00
Level 2	20.00%	100.0	100.7	0.70	0.70	0.70
Level 3	40.00%	200.0	200.4	0.40	0.20	0.20
Level 4	60.00%	300.0	300.8	0.80	0.27	0.27
Level 5	80.00%	400.0	400.0	0.00	0.00	0.00
Remark : Measuring Range 500.0 ppb				Average Difference (%)		0.23



Calculate by
Girchan. C
.....4...../.....9...../.....2567.....

Approve by
P. K. K.
.....4...../.....Sep...../.....2024.....



THAI METEOROLOGICAL DEPARTMENT

4353 Sukhumvit, Bangna, Bangkok 10260 Tel. 081-454-2804,0-2399-0469

Calibration Certificate

Issued by : Calibration & Test Section : Meteorological Instruments Bureau

Date of Issue 22 February, 2024

Certification No. 100/24

Page : 1 of 5

Object : Wind Speed & Wind Direction Data Logger

Manufacturer : SCARLET/TECH

Type : WL-21

Mfg Code : Wireless Receiver 2205DR0116

Wind Sensor 2205DT0116

Customer : United Analyst and Engineering Consultant Co.,Ltd.

81 Soi Udomsuk 41, Sukhumvit Road,

Bangchak, Prakanong, Bangkok 10260.

Calibration Condition : Temperature 25.1 °C Barometric Pressure 1009.1 hPa

NATIONAL STANDARD WIND TUNNEL : Wind Aloft Plotting Board

: Micromanometer Theodor Friedrichs FC014 Serial No. 9310119 : HOOK GAGE NO 1425

N.I.S.T. Test Reference Number 731/241460 : Standard Velocity at 20 - 30 m/sec

: Ultrasonic Anemometer Model DA-650-3TV (sensor TR-90AH)

Serial Number 110730029 (sensor 120629586)

JAPAN QUALITY ASSURANCE ORGANIZATION : Standard Velocity at 0 - 20 m/sec

STANDARD THERMOMETER : Theodor Friedrich : Dry No.8390/94 Wet No. 8389/94

: testo, testo 645 Serial No. 02848057 : Thermoschneider No.918802

STANDARD BAROMETER : Digital Barometer Vaisala Type PTB220 No. V1220015

: Digital Barometer Vaisala Type PTB330 No. K4320001

Calibrated by : 

Mr. Watcharapol Subwat

Mechanical Engineer

Signed :


Mr. Pisood Promsut

(Authorised Signatory)

for the Chief

Sub-Standard Instrument

เอกสารไม่ควบคุม



THAI METEOROLOGICAL DEPARTMENT

4353 Sukhumvit, Bangna, Bangkok 10260 Tel. 081-454-2804,0-2399-0469

The Result of Calibration

Certification No. 100/24

22 February, 2024

Page : 2 of 5

Standard Ultrasonic Anemometer m/sec	HOOK GAGE NO. 1425			TESTED ANEMOMETER	
	Pressure inches H2O	Vacumm inches H2O	Velocity m/sec	Velocity m/sec	Correction m/sec
1.00	-	-	-	1.0	0.00
3.02	-	-	-	3.0	0.02
5.00	-	-	-	5.0	0.00
7.04	-	-	-	7.0	0.04
9.02	-	-	-	9.0	0.02
11.02	-	-	-	11.0	0.02
13.01	-	-	-	12.9	0.11
15.01	-	-	-	14.9	0.11
17.02	-	-	-	17.0	0.02
20.02	-	-	-	20.0	0.02

Wind Aloft Plotting Board.	
US.DEPARTMENT OF COMMERCE WEATHER BUREAU	
WIND DIRETION	TESTED WIND DIRECTION
0	0
90	90
180	180
270	270

Calibrated by :

Watchapol

Mr. Watchapol Subwat

Mechanical Engineer

Calibration & Test Section

Meteorological Instruments Bureau



เอกสารไม่ควบคุม



THAI METEOROLOGICAL DEPARTMENT

4353 Sukhumvit, Bangna, Bangkok 10260 Tel. 081-454-2804, 0-2399-0469

The Result of Calibration

Certification No. 100/24

22 February, 2024

Page : 3 of 5

Standard Barometer	Tested Barometer	Correction
Pressure	Pressure	mbar
1010.84	1011	-0.16
1010.60	1011	-0.40
1011.71	1012	-0.29
1012.17	1012	0.17
1012.31	1012	0.31
1012.25	1012	0.25
1012.79	1013	-0.21
1012.95	1013	-0.05
1013.52	1014	-0.48
1014.16	1014	0.16
1015.79	1016	-0.21
1016.02	1016	0.02
1015.86	1016	-0.14
1015.69	1016	-0.31
1011.51	1012	-0.49
1011.80	1012	-0.20
1012.06	1012	0.06
1012.81	1013	-0.19
1013.22	1013	0.22
1013.49	1014	-0.51
Average		-0.12

Calibrated by :

Watchapol

Mr. Watchapol Subwat

Mechanical Engineer

Calibration & Test Section

Meteorological Instruments Bureau



เอกสารไม่ควบคุม



THAI METEOROLOGICAL DEPARTMENT

4353 Sukhumvit, Bangna, Bangkok 10260 Tel. 081-454-2804,0-2399-0469

The Result of Calibration

Certification No. 100/24

22 February, 2024

Page : 4 of 5

Standard Barometer	Tested Barometer	Correction
Pressure	Pressure	mmHg
758.19	758	0.19
758.01	758	0.01
758.84	759	-0.16
759.19	759	0.19
759.29	759	0.29
759.25	759	0.25
759.65	760	-0.35
759.77	760	-0.23
760.20	760	0.20
760.68	761	-0.32
761.90	762	-0.10
762.08	762	0.08
761.96	762	-0.04
761.83	762	-0.17
758.69	758	0.69
758.91	759	-0.09
759.11	759	0.11
759.67	759	0.67
759.98	760	-0.02
760.18	760	0.18

Average

0.07

Calibrated by :

Watchapol

Mr. Watchapol Subwat

Mechanical Engineer

Calibration & Test Section
Meteorological Instruments Bureau



เอกสารไม่ควบคุม



THAI METEOROLOGICAL DEPARTMENT

4353 Sukhumvit, Bangna, Bangkok 10260 Tel. 081-454-2804,0-2399-0469

The Result of Calibration

Certification No. 100/24

22 February, 2024

Page : 5 of 5

Standard Temp. °C	Temperature Sensor Reading	
	Reading °C	Correction °C
45.2	45	0.2
30.3	30	0.3
15.8	16	-0.2

Calibrated by :

Watcharapol

Mr. Watcharapol Subwat
Mechanical Engineer

Calibration & Test Section
Meteorological Instruments Bureau



เอกสารไม่ควบคุม

Certificate No.: CP20240287EA

Operation No.: CP2024070250

Certificate of Calibration

Equipment: Sound Level Meter

Manufacturer: Larson Davis (Meter), PCB (Microphone), PCB (Preamplifier)

Model/Type: LxT1 (Meter), 377B02 (Microphone), PRMLxT1 (Preamplifier)

Serial No.: 0007309 (Meter), 345239 (Microphone), 077644 (Preamplifier)

ID No.: UAE.EFM.041/2566

Customer: United Analyst and Engineering Consultant Co.,Ltd.

Address: 81 Soi Udomsuk 41, Sukhumvit Road, Bangchak
Phrakhanong, Bangkok 10260

Received Date: 25 July 2024

Calibrated Date: 2 - 5 August 2024

Issued Date: 7 August 2024

Calibrated by: Ms. Juntaporn Kunhakom

Approved by: _____

(Mr. Sittichai Swaksuriyawong)

Group Manager

This report was prepared electronically using applicable electronic signature. Printing or copy of file are considered as a copy of the document.

The reported uncertainty of measurement was based on standard uncertainty multiplied by a coverage factor (k) providing a level of confidence of approximately 95%. This certificate may not be reproduced other than in full except with the prior written approval of the Electrical and Electronics Institute, Foundation for Industrial Development.

Certificate No.: CP20240287EA

Calibration Report

Equipment: Sound Level Meter
Manufacturer: Larson Davis (Meter), PCB (Microphone), PCB (Preamplifier)
Model/Type: LxT1 (Meter), 377B02 (Microphone), PRMLxT1 (Preamplifier)
Serial No.: 0007309 (Meter), 345239 (Microphone), 077644 (Preamplifier)
ID No.: UAE.EFM.041/2566
Ambient Temperature: (23 ± 2) °C
Relative Humidity: (50 ± 15) %
Pressure: (101.3 ± 1.5) kPa
Method of Calibration :-
IEC 61672-3:2013.

Condition of this result of calibration

1. Reference standards instrument :-

	Instrument	Model	Serial No.	Cert. No.	Due Date
1)	Standard microphone	4180	2787490	AA-1012-23	12 November 2024
2)	Arbitrary Function Generator	AFG2021	C010063	CK20240048EA	23 June 2025
3)	Programmable Attenuator	PA5	2755	EF-0040-23	1 October 2024
4)	6.5 Digit precision multimeter	8846A	9610014	CB20230200EA	15 November 2024
5)	Pressure humidity and Temperature Transmitter	PTU301	L3950483	CL1-P240023 CD20240142EA	24 March 2025 12 June 2025
6)	Pressure humidity and Temperature Transmitter	PTU301	L3950484	CL1-P240030 CD20240143EA	11 April 2025 12 June 2025
7)	Performance Audio Analyzer	U8903B	MY56510003	CB20240035EB CK20230072EA	13 February 2025 13 September 2024

2. This result of calibration was found accurate as shown on date and place of calibration only.

3. This certification is traceable to the international system of unit maintained at :-

Reference standards instrument for Acoustic function

- National Institute of Metrology (Thailand)

Reference standards instrument for Electrical function

- National Institute of Metrology (Thailand)

- Electrical and Electronics Institute; NSC Accredited Calibration No.0119

Result of Calibration:-

Function : 1. Indication at the calibration check frequency

Reference Acoustic Signal (dB)	Measured value (dB)	Deviation (dB)	Acceptance limits (dB)
-	-	-	-

Certificate No.: CP20240287EA

Calibration Report

Function : 2. Self-generated Noise

2.1 Microphone Installed

Measured value (dB)
30.5

2.2 Microphone replaced by the electrical input signal device

Frequency Weighting	Measured value (dB)
A-weighting	29.5
C-weighting	29.5
Z-weighting	35.5

Function : 3. Acoustical signal tests of frequency weightings (Without Windscreen)

Meter free-field acoustic response at a level of 84 dB.

Frequency (Hz)	Deviation from various Frequency Weighting Response Curve			
	C-Weighting (dB)	A-Weighting (dB)	Z-Weighting (dB)	Acceptance limits (dB)
125	0.4	0.3	0.4	±1.0
1000	0.1	0.1	0.1	±0.7
8000	-1.6	-1.6	-1.6	+1.5; -2.5

Function : 4. Electrical signal tests of frequency weightings

Weighting network response with relative to 1 kHz.

Frequency (Hz)	Deviation from various Frequency Weighting Response Curve			
	C-Weighting (dB)	A-Weighting (dB)	Z-Weighting (dB)	Acceptance limits (dB)
63	0.0	0.0	0.0	±1.0
125	0.0	0.0	-0.1	±1.0
250	0.0	0.0	-0.1	±1.0
500	0.0	0.0	-0.1	±1.0
1000	0.0	0.0	0.0	±0.7
2000	0.0	0.0	-0.1	±1.0
4000	0.0	0.0	-0.1	±1.0
8000	-0.1	-0.1	0.0	+1.5; -2.5
16000	0.0	0.0	-0.1	+2.5; -16.0

Certificate No.: CP20240287EA

Calibration Report

Function : 5. Frequency and time weighting at 1 kHz

5.1 Frequency weighting at 1 kHz

Frequency Weighting	Measured value (dB)	Deviated value (dB)	Acceptance limits (dB)
C-weighting	94.0	0.0	±0.2
A-weighting	94.0	0.0	±0.2
Z-weighting	94.0	0.0	±0.2

5.2 Time weighting at 1 kHz

Time Weighting	Measured value (dB)	Deviated value (dB)	Acceptance limits (dB)
Fast	94.0	0.0	±0.1
Slow	94.0	0.0	±0.1
LAeq	94.0	0.0	±0.1

Function : 6. Long-Term Stability

Long-term stability over 30 minutes, with steady 1 kHz signal at reference level.

Time Period to Apply Signal (min)	Reference SPL (dB)	Record SPL at Conclusion of Time Period (dB)	Deviated value (dB)	Acceptance limits (dB)
30	94.0	94.0	0.0	±0.1

Function : 7. Level Linearity on the reference level range

7.1 Level Linearity on the reference level range, Upper

Anticipated Value (dB)	Measured value (dB)	Deviated value (dB)	Acceptance limits (dB)
94.0	94.0	0.0	±0.8
99.0	99.0	0.0	±0.8
104.0	104.0	0.0	±0.8
109.0	109.0	0.0	±0.8
114.0	114.0	0.0	±0.8
119.0	119.0	0.0	±0.8
124.0	124.0	0.0	±0.8
129.0	129.0	0.0	±0.8
134.0	134.0	0.0	±0.8
139.0	139.0	0.0	±0.8
140.0	140.0	0.0	±0.8

Certificate No.: CP20240287EA

Calibration Report

7.2 Level Linearity on the reference level range, Lower

Anticipated Value (dB)	Measured value (dB)	Deviated value (dB)	Acceptance limits (dB)
94.0	94.0	0.0	±0.8
89.0	89.0	0.0	±0.8
84.0	84.0	0.0	±0.8
79.0	79.0	0.0	±0.8
74.0	74.0	0.0	±0.8
69.0	69.0	0.0	±0.8
64.0	64.0	0.0	±0.8
59.0	59.0	0.0	±0.8
54.0	54.0	0.0	±0.8
49.0	49.0	0.0	±0.8
44.0	44.1	0.1	±0.8
39.0	39.4	0.4	±0.8

Function : 8. Tone burst response

Time Weighting	Tone burst duration, Tb (ms)	Measured value (dB)	Deviated value (dB)	Acceptance limits (dB)
Fast	200	136.0	0.0	±0.5
	2	118.9	-0.1	+1.0 ; -1.5
	0.25	109.8	-0.2	+1.0 ; -3.0
Slow	200	129.5	-0.1	±0.5
	2	109.9	-0.1	+1.0 ; -3.0
	0.25	101.0	0.0	+1.0 ; -3.0
LAE	200	130.0	0.0	±0.5
	2	110.1	0.1	+1.0 ; -1.5
	0.25	101.0	0.0	+1.0 ; -3.0

Function : 9. Peak C sound level

Number of cycles in test signal	Anticipated Value (dB)	Measured value (dB)	Deviated value (dB)	Acceptance limits (dB)
Complete cycle	135.4	134.8	-0.6	±2.0
Positive half cycle	134.4	134.0	-0.4	±1.0
Negative half cycle	134.4	134.0	-0.4	±1.0

Certificate No.: CP20240287EA

Calibration Report

Function : 10. Overload indication

Measured value (dB)		Deviated value (dB)	Acceptance limits (dB)
Positive one-half cycle	Negative one-half cycle		
144.3	144.2	-0.1	±1.5

Function : 11. High-Level Stability

High-level stability over 5 minutes, with steady 1 kHz signal, 1 dB below upper boundary.

Time Period to Apply Signal (min)	Reference SPL (dB)	Record SPL at Conclusion of Time Period (dB)	Deviated value (dB)	Acceptance limits (dB)
5	139.0	139.0	0.0	±0.1

Uncertainty of measurement

Function	Uncertainty (dB)	Maximum-permitted uncertainty of measurement (dB)
1) Indication at the calibration check frequency	0.30	Not applicable
2) Self-generated Noise	0.10	Not applicable
3) Acoustical signal tests of frequency weightings - Free-field sound pressure response level	0.30	0.60 (10Hz to 4kHz) 0.70 (>4kHz to 10kHz)
4) Electrical signal tests of frequency weightings	0.20	0.20
5) Frequency and time weighting at 1 kHz	0.20	0.20
6) Long-Term Stability	0.10	0.10
7) Level Linearity on the reference level range	0.30	0.30
8) Tone burst response	0.20	0.30
9) Peak C sound level	0.20	0.35
10) Overload indication	0.20	0.25
11) High-Level Stability	0.10	0.10

Remarks:

1. Indication at the calibration check frequency can not measured because customer does not provide a sound calibrator.
2. The acceptance limit is for the deviated value.
3. Acceptance limits was IEC61672-3:2013 Class 1.
4. The coverage factor $k = 2.00$

-- End of Report --

เอกสารไม่ควบคุม



THAI METEOROLOGICAL DEPARTMENT

4353 Sukhumvit, Bangna, Bangkok 10260 Tel. 081-454-2804,0-2399-0469

Calibration Certificate

Issued by : Calibration & Test Section : Meteorological Instruments Bureau

Date of Issue 27 February, 2024

Certification No. 102/24

Page : 1 of 5

Object : Wind Speed & Wind Direction Data Logger

Manufacturer : SCARLET/TECH

Type : WL-21

Mfg Code : Wireless Receiver 2205DR0106

Wind Sensor 2205DT0106

Customer : United Analyst and Engineering Consultant Co.,Ltd.

81 Soi Udomsuk 41, Sukhumvit Road,

Bangchak, Prakanong, Bangkok 10260.

Calibration Condition : Temperature 25.1 °C Barometric Pressure 1011.2 hPa

NATIONAL STANDARD WIND TUNNEL : Wind Aloft Plotting Board

: Micromanometer Theodor Friedrichs FC014 Serial No. 9310119 : HOOK GAGE NO 1425

N.I.S.T. Test Reference Number 731/241460 : Standard Velocity at 20 - 30 m/sec

: Ultrasonic Anemometer Model DA-650-3TV (sensor TR-90AH)

Serial Number 110730029 (sensor 120629586)


JAPAN QUALITY ASSURANCE ORGANIZATION : Standard Velocity at 0 - 20 m/sec

STANDARD THERMOMETER : Theodor Friedrich : Dry No.8390/94 Wet No. 8389/94

: testo, testo 645 Serial No. 02848057 : Thermoschneider No.918802

STANDARD BAROMETER : Digital Barometer Vaisala Type PTB220 No. V1220015

: Digital Barometer Vaisala Type PTB330 No. K4320001

Calibrated by : 

Mr. Watcharapol Subwat

Mechanical Engineer

Signed :

Mr. Pisood Promsut

(Authorised Signatory)

for the Chief

Sub-Standard Instrument

เอกสารไม่ควบคุม



THAI METEOROLOGICAL DEPARTMENT

4353 Sukhumvit, Bangna, Bangkok 10260 Tel. 081-454-2804,0-2399-0469

The Result of Calibration

Certification No. 102/24

27 February, 2024

Page : 2 of 5

Standard Ultrasonic Anemometer m/sec	HOOK GAGE NO. 1425			TESTED ANEMOMETER	
	Pressure inches H2O	Vacumm inches H2O	Velocity m/sec	Velocity m/sec	Correction m/sec
1.00	-	-	-	1.0	0.00
3.02	-	-	-	3.0	0.02
5.00	-	-	-	5.0	0.00
7.04	-	-	-	7.0	0.04
9.02	-	-	-	9.0	0.02
11.02	-	-	-	11.0	0.02
13.01	-	-	-	13.0	0.01
15.01	-	-	-	15.0	0.01
17.02	-	-	-	17.1	-0.08
20.02	-	-	-	20.1	-0.08

Wind Aloft Plotting Board.	
US.DEPARTMENT OF COMMERCE WEATHER BUREAU	
WIND DIRETION	TESTED WIND DIRECTION
0	0
90	90
180	180
270	270

Calibrated by :

Watchapol

Mr. Watcharapol Subwat

Mechanical Engineer

Calibration & Test Section

Meteorological Instruments Bureau



เอกสารไม่ควบคุม



THAI METEOROLOGICAL DEPARTMENT

4353 Sukhumvit, Bangna, Bangkok 10260 Tel. 081-454-2804, 0-2399-0469

The Result of Calibration

Certification No. 102/24

27 February, 2024

Page : 3 of 5

Standard Barometer	Tested Barometer	Correction
Pressure	Pressure	mbar
1009.59	1009	0.59
1009.45	1009	0.45
1010.10	1010	0.10
1010.94	1011	-0.06
1011.46	1011	0.46
1011.84	1012	-0.16
1012.06	1012	0.06
1013.04	1013	0.04
1013.18	1013	0.18
1012.89	1013	-0.11
1013.20	1013	0.20
1013.44	1014	-0.56
1013.81	1014	-0.19
1014.19	1014	0.19
1015.96	1016	-0.04
1016.23	1016	0.23
1015.64	1015	0.64
1015.23	1015	0.23
1012.87	1013	-0.13
1013.63	1014	-0.37

Average

0.09

Calibrated by :

Watchapol

Mr. Watchapol Subwat

Mechanical Engineer



เอกสารไม่ควบคุม



THAI METEOROLOGICAL DEPARTMENT

4353 Sukhumvit, Bangna, Bangkok 10260 Tel. 081-454-2804, 0-2399-0469

The Result of Calibration

Certification No. 102/24

27 February, 2024

Page : 4 of 5

Standard Barometer	Tested Barometer	Correction
Pressure	Pressure	mmHg
757.25	757	0.25
757.15	757	0.15
757.64	757	0.64
758.27	758	0.27
758.66	759	-0.34
758.94	759	-0.06
759.11	759	0.11
759.84	760	-0.16
759.95	760	-0.05
759.73	760	-0.27
759.96	760	-0.04
760.14	760	0.14
760.42	761	-0.58
760.70	761	-0.30
762.03	762	0.03
762.24	762	0.24
761.79	762	-0.21
761.48	761	0.48
759.71	760	-0.29
760.28	760	0.28

Average

0.02

Calibrated by :

Mr. Watcharapol Subwat

Mechanical Engineer

Calibration & Test Section
Meteorological Instruments Bureau



เอกสารไม่ควบคุม



THAI METEOROLOGICAL DEPARTMENT

4353 Sukhumvit, Bangna, Bangkok 10260 Tel. 081-454-2804,0-2399-0469

The Result of Calibration

Certification No. 102/24

27 February, 2024

Page : 5 of 5

Standard Temp. °C	Temperature Sensor Reading	
	Reading °C	Correction °C
45.5	45	0.5
30.1	30	0.1
15.3	15	0.3

Calibrated by :

Mr. Watcharapol Subwat
Mechanical Engineer

Calibration & Test Section
Meteorological Instruments Bureau



เอกสารไม่ควบคุม



THAI METEOROLOGICAL DEPARTMENT

4353 Sukhumvit, Bangna, Bangkok 10260 Tel. 081-454-2804,0-2399-0469

Calibration Certificate

Issued by : Calibration & Test Section : Meteorological Instruments Bureau

Date of Issue 22 February, 2024

Certification No. 096/24

Page : 1 of 5

Object : Wind Speed & Wind Direction Data Logger

Manufacturer : SCARLET/TECH

Type : WL-21

Mfg Code : Wireless Receiver 2301DR0024

Wind Sensor 2301DT0024

Customer : United Analyst and Engineering Consultant Co.,Ltd.

81 Soi Udomsuk 41, Sukhumvit Road,

Bangchak, Prakanong, Bangkok 10260.

Calibration Condition : Temperature 25.1 °C Barometric Pressure 1010.1 hPa

NATIONAL STANDARD WIND TUNNEL : Wind Aloft Plotting Board

: Micromanometer Theodor Friedrichs FC014 Serial No. 9310119 : HOOK GAGE NO 1425

N.I.S.T. Test Reference Number 731/241460 : Standard Velocity at 20 - 30 m/sec

: Ultrasonic Anemometer Model DA-650-3TV (sensor TR-90AH)

Serial Number 110730029 (sensor 120629586)


JAPAN QUALITY ASSURANCE ORGANIZATION : Standard Velocity at 0 - 20 m/sec

STANDARD THERMOMETER : Theodor Friedrich : Dry No.8390/94 Wet No. 8389/94

: testo, testo 645 Serial No. 02848057 : Thermoschneider No.918802

STANDARD BAROMETER : Digital Barometer Vaisala Type PTB220 No. V1220015

: Digital Barometer Vaisala Type PTB330 No. k4320001

Calibrated by : 

Mr. Watchapol Subwat

Mechanical Engineer

Signed :


Mr. Pisood Promsut

(Authorised Signatory)

for the Chief

Sub-Standard Instrument



เอกสารไม่ควบคุม



THAI METEOROLOGICAL DEPARTMENT

4353 Sukhumvit, Bangna, Bangkok 10260 Tel. 081-454-2804,0-2399-0469

The Result of Calibration

Certification No. 096/24

22 February, 2024

Page : 2 of 5

Standard Ultrasonic Anemometer m/sec	HOOK GAGE NO. 1425			TESTED ANEMOMETER	
	Pressure	Vacumm	Velocity	Velocity	Correction
	inches H2O	inches H2O	m/sec	m/sec	m/sec
1.00	-	-	-	1.0	0.00
3.02	-	-	-	3.0	0.02
5.00	-	-	-	5.0	0.00
7.04	-	-	-	7.0	0.04
9.02	-	-	-	9.0	0.02
11.02	-	-	-	10.9	0.12
13.01	-	-	-	12.9	0.11
15.01	-	-	-	14.9	0.11
17.02	-	-	-	17.0	0.02
20.02	-	-	-	19.9	0.12

Wind Aloft Plotting Board.	
US.DEPARTMENT OF COMMERCE WEATHER BUREAU	
WIND DIRETION	TESTED WIND DIRECTION
0	0
90	90
180	180
270	270

Calibrated by :

Watchapol

Mr. Watchapol Subwat

Mechanical Engineer

Calibration & Test Section

Meteorological Instruments Bureau



เอกสารไม่ควบคุม



THAI METEOROLOGICAL DEPARTMENT

4353 Sukhumvit, Bangna, Bangkok 10260 Tel. 081-454-2804, 0-2399-0469

The Result of Calibration

Certification No. 096/24

22 February, 2024

Page : 3 of 5

Standard Barometer	Tested Barometer	Correction
Pressure	Pressure	mbar
1010.84	1011	-0.16
1010.60	1011	-0.40
1011.71	1012	-0.29
1012.17	1012	0.17
1012.31	1012	0.31
1012.25	1012	0.25
1012.79	1013	-0.21
1012.95	1013	-0.05
1013.52	1014	-0.48
1014.16	1014	0.16
1015.79	1016	-0.21
1016.02	1016	0.02
1015.86	1016	-0.14
1015.69	1015	0.69
1011.51	1012	-0.49
1011.80	1012	-0.20
1012.06	1012	0.06
1012.81	1013	-0.19
1013.22	1013	0.22
1013.49	1013	0.49

Average

-0.02

Calibrated by :

Mr. Watcharapol Subwat

Mechanical Engineer

Calibration & Test Section

Meteorological Instruments Bureau



เอกสารไม่ควบคุม



THAI METEOROLOGICAL DEPARTMENT

4353 Sukhumvit, Bangna, Bangkok 10260 Tel. 081-454-2804,0-2399-0469

The Result of Calibration

Certification No. 096/24

22 February, 2024

Page : 4 of 5

Standard Barometer	Tested Barometer	Correction
Pressure	Pressure	mmHg
758.19	758	0.19
758.01	758	0.01
758.84	759	-0.16
759.19	759	0.19
759.29	759	0.29
759.25	759	0.25
759.65	760	-0.35
759.77	760	-0.23
760.20	760	0.20
760.68	761	-0.32
761.90	762	-0.10
762.08	762	0.08
761.96	762	-0.04
761.83	762	-0.17
758.69	759	-0.31
758.91	759	-0.09
759.11	759	0.11
759.67	760	-0.33
759.98	760	-0.02
760.18	760	0.18

Average

-0.03

Calibrated by :

Watcharapol Subwat

Mr. Watcharapol Subwat

Mechanical Engineer



เอกสารไม่ควบคุม



THAI METEOROLOGICAL DEPARTMENT

4353 Sukhumvit, Bangna, Bangkok 10260 Tel. 081-454-2804,0-2399-0469

The Result of Calibration

Certification No. 096/24

22 February, 2024

Page : 5 of 5

Standard Temp. °C	Temperature Sensor Reading	
	Reading °C	Correction °C
45.2	45	0.2
30.3	30	0.3
15.8	16	-0.2

Calibrated by :

Mr. Watcharapol Subwat

Mechanical Engineer

Calibration & Test Section
Meteorological Instruments Bureau



เอกสารไม่ควบคุม

Certificate of Calibration

Customer

Name : UNITED ANALYST AND ENGINEERING
CONSULTANT CO.,LTD.
Address : 81 Soi Udomsuk 41, Sukhumvit Road, Bangchak,
Prakanong, Bangkok 10260

Certificate No : 24-ACT-091
Request No : Req-2024-1380

Unit Under Calibration Details

Measurement item : Acoustic Calibrator Class : 1
Manufacturer : SVANTEK Range : 94 , 114 dB / 1000 Hz
Model : SV 36 Instrument Status : Used
Serial Number : 107224
ID : UAE.EFM.171/2564

Calibration Environment and Details


Temperature : (23 ±2 °C)
Humidity : (50 ± 20 %RH)
Barometric Pressure : (1013 ±10.0 hPa)
Received Date : 24 June 2024
Calibration Date : 26 June 2024
Location of Calibration : LAB 1 Acoustic
Calibration Procedure : In-house method CP-ACT-02 based on IEC 60942:2017 Electroacoustics - Sound calibrators


Reference Standard	Model	Serial Number	Traceable	Due Calibration
Sound Calibrator	SV 35A	58079	EEI	12 June 2025
THD Multimeter	2015	1047765	NIMT	16 January 2025

Traceability : This certificate provides traceability of measurement to recognized national standard, and to the realization of the international System of Units (SI).

Note

The reported uncertainty is based on standard uncertainty multiplied by the Coverage Factor $k=2$, providing a level of confidence approximately 95 %.

Calibrated By : 
Mr. Noppadon Luangart
Service Calibration Engineer

Approved By : 
Mr. Pacit Mathavorn
Calibration Engineer Supervisor

Issue Date : 26 June 2024

Certificate No : 24-ACT-091

Request No : Req-2024-1380

Sound pressure level

Calibration Results : Without Adjustment

Calibration Range (dB)	Without Adjustment (dB)		Adjustment (dB)		Uncertainty (± dB)	Acceptance limit Class 1 (± dB)	Result
	Measured	Deviated value	Measured	Deviated value			
94 dB / 1000 Hz	94.02	0.02	-	-	0.14	0.25	Pass
114 dB / 1000 Hz	114.05	0.05	-	-	0.13	0.25	Pass

Frequency of Sound pressure level

Calibration Range (Hz)	Without Adjustment		Adjustment		Uncertainty (± %)	Acceptance limit Class 1 (± %)	Result
	Measured (Hz)	Deviated	Measured (Hz)	Deviated			
94 dB / 1000 Hz	1000.00	0.00	-	-	0.01	0.70	Pass
114 dB / 1000 Hz	1000.00	0.00	-	-	0.01	0.70	Pass

Total Harmonic Distortion plus Noise of Sound pressure level (THD+N %)

Calibration Range (Hz)	Without Adjustment	Adjustment	Uncertainty (± %)	Acceptance limit Class 1 (± %)	Result
	Measured (%)	Measured (%)			
94 dB / 1000 Hz	0.24	-	0.40	2.5	Pass
114 dB / 1000 Hz	0.44	-	0.40	2.5	Pass

Note :

Function	Maximum-permitted Uncertainty of measurement
Sound pressure level	0.15 dB
Frequency	0.20%
Total distortion+noise	0.50%

- Acceptance limit was IEC60942:2017 Class 1

- The calibration results exclude the calibrator pressure correction

- The calibration results exclude the microphone volume correction

Certificate No : 24-ACT-091

Request No : Req-2024-1380

Decision Rule for Statements of Conformity

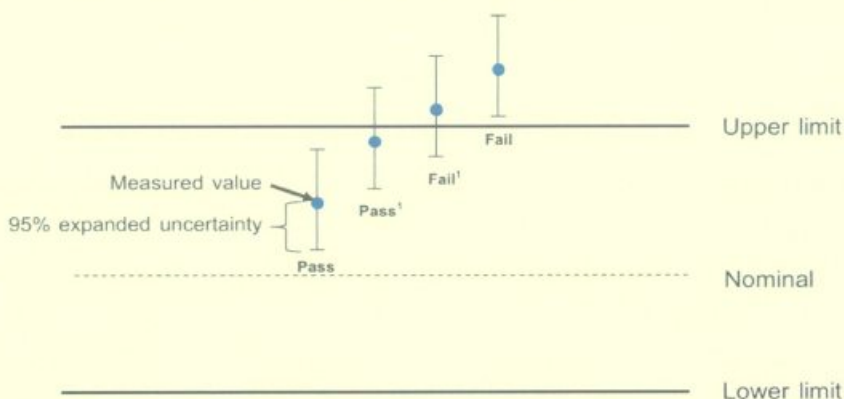
The standard decision rule employed for the statements of conformity to each calibration result will be applied using ILAC-G8:09/2019; Guidelines on the Reporting of Compliance with Specification as following Fig. and statements

Pass = The measurement result plus the expanded uncertainty with a 95% coverage probability were within the limit.

Pass¹ = The measurement result was within the limit. However, a portion of the expanded uncertainty of measurement at 95% exceeds the limit.

Fail¹ = The measurement result was out of the limit. However, a portion of the expanded uncertainty of measurement at 95% is within the limit.

Fail = The measurement result plus the expanded uncertainty with a 95% coverage probability were outside the limit.



End of Calibration

Certificate No.: CP20240287EA

Operation No.: CP2024070250

Certificate of Calibration

Equipment: Sound Level Meter

Manufacturer: Larson Davis (Meter), PCB (Microphone), PCB (Preamplifier)

Model/Type: LxT1 (Meter), 377B02 (Microphone), PRMLxT1 (Preamplifier)

Serial No.: 0007309 (Meter), 345239 (Microphone), 077644 (Preamplifier)

ID No.: UAE.EFM.041/2566

Customer: United Analyst and Engineering Consultant Co.,Ltd.

Address: 81 Soi Udomsuk 41, Sukhumvit Road, Bangchak
Phrakhanong, Bangkok 10260

Received Date: 25 July 2024

Calibrated Date: 2 - 5 August 2024

Issued Date: 7 August 2024

Calibrated by: Ms. Juntaporn Kunhakom

Approved by: _____

(Mr. Sittichai Swaksuriyawong)
Group Manager

This report was prepared electronically using applicable electronic signature. Printing or copy of file are considered as a copy of the document.

The reported uncertainty of measurement was based on standard uncertainty multiplied by a coverage factor (k) providing a level of confidence of approximately 95%. This certificate may not be reproduced other than in full except with the prior written approval of the Electrical and Electronics Institute, Foundation for Industrial Development.

Certificate No.: CP20240287EA

Calibration Report

Equipment: Sound Level Meter
Manufacturer: Larson Davis (Meter), PCB (Microphone), PCB (Preamplifier)
Model/Type: LxT1 (Meter), 377B02 (Microphone), PRMLxT1 (Preamplifier)
Serial No.: 0007309 (Meter), 345239 (Microphone), 077644 (Preamplifier)
ID No.: UAE.EFM.041/2566
Ambient Temperature: (23 ± 2) °C
Relative Humidity: (50 ± 15) %
Pressure: (101.3 ± 1.5) kPa
Method of Calibration :-
IEC 61672-3:2013.

Condition of this result of calibration

1. Reference standards instrument :-

	Instrument	Model	Serial No.	Cert. No.	Due Date
1)	Standard microphone	4180	2787490	AA-1012-23	12 November 2024
2)	Arbitrary Function Generator	AFG2021	C010063	CK20240048EA	23 June 2025
3)	Programmable Attenuator	PA5	2755	EF-0040-23	1 October 2024
4)	6.5 Digit precision multimeter	8846A	9610014	CB20230200EA	15 November 2024
5)	Pressure humidity and Temperature Transmitter	PTU301	L3950483	CL1-P240023 CD20240142EA	24 March 2025 12 June 2025
6)	Pressure humidity and Temperature Transmitter	PTU301	L3950484	CL1-P240030 CD20240143EA	11 April 2025 12 June 2025
7)	Performance Audio Analyzer	U8903B	MY56510003	CB20240035EB CK20230072EA	13 February 2025 13 September 2024

2. This result of calibration was found accurate as shown on date and place of calibration only.

3. This certification is traceable to the international system of unit maintained at :-

Reference standards instrument for Acoustic function

- National Institute of Metrology (Thailand)

Reference standards instrument for Electrical function

- National Institute of Metrology (Thailand)

- Electrical and Electronics Institute; NSC Accredited Calibration No.0119

Result of Calibration:-

Function : 1. Indication at the calibration check frequency

Reference Acoustic Signal (dB)	Measured value (dB)	Deviation (dB)	Acceptance limits (dB)
-	-	-	-

Certificate No.: CP20240287EA

Calibration Report

Function : 2. Self-generated Noise

2.1 Microphone Installed

Measured value (dB)
30.5

2.2 Microphone replaced by the electrical input signal device

Frequency Weighting	Measured value (dB)
A-weighting	29.5
C-weighting	29.5
Z-weighting	35.5

Function : 3. Acoustical signal tests of frequency weightings (Without Windscreen)

Meter free-field acoustic response at a level of 84 dB.

Frequency (Hz)	Deviation from various Frequency Weighting Response Curve			
	C-Weighting (dB)	A-Weighting (dB)	Z-Weighting (dB)	Acceptance limits (dB)
125	0.4	0.3	0.4	±1.0
1000	0.1	0.1	0.1	±0.7
8000	-1.6	-1.6	-1.6	+1.5; -2.5

Function : 4. Electrical signal tests of frequency weightings

Weighting network response with relative to 1 kHz.

Frequency (Hz)	Deviation from various Frequency Weighting Response Curve			
	C-Weighting (dB)	A-Weighting (dB)	Z-Weighting (dB)	Acceptance limits (dB)
63	0.0	0.0	0.0	±1.0
125	0.0	0.0	-0.1	±1.0
250	0.0	0.0	-0.1	±1.0
500	0.0	0.0	-0.1	±1.0
1000	0.0	0.0	0.0	±0.7
2000	0.0	0.0	-0.1	±1.0
4000	0.0	0.0	-0.1	±1.0
8000	-0.1	-0.1	0.0	+1.5; -2.5
16000	0.0	0.0	-0.1	+2.5; -16.0

Certificate No.: CP20240287EA

Calibration Report

Function : 5. Frequency and time weighting at 1 kHz

5.1 Frequency weighting at 1 kHz

Frequency Weighting	Measured value (dB)	Deviated value (dB)	Acceptance limits (dB)
C-weighting	94.0	0.0	±0.2
A-weighting	94.0	0.0	±0.2
Z-weighting	94.0	0.0	±0.2

5.2 Time weighting at 1 kHz

Time Weighting	Measured value (dB)	Deviated value (dB)	Acceptance limits (dB)
Fast	94.0	0.0	±0.1
Slow	94.0	0.0	±0.1
LAeq	94.0	0.0	±0.1

Function : 6. Long-Term Stability

Long-term stability over 30 minutes, with steady 1 kHz signal at reference level.

Time Period to Apply Signal (min)	Reference SPL (dB)	Record SPL at Conclusion of Time Period (dB)	Deviated value (dB)	Acceptance limits (dB)
30	94.0	94.0	0.0	±0.1

Function : 7. Level Linearity on the reference level range

7.1 Level Linearity on the reference level range, Upper

Anticipated Value (dB)	Measured value (dB)	Deviated value (dB)	Acceptance limits (dB)
94.0	94.0	0.0	±0.8
99.0	99.0	0.0	±0.8
104.0	104.0	0.0	±0.8
109.0	109.0	0.0	±0.8
114.0	114.0	0.0	±0.8
119.0	119.0	0.0	±0.8
124.0	124.0	0.0	±0.8
129.0	129.0	0.0	±0.8
134.0	134.0	0.0	±0.8
139.0	139.0	0.0	±0.8
140.0	140.0	0.0	±0.8

Certificate No.: CP20240287EA

Calibration Report

7.2 Level Linearity on the reference level range, Lower

Anticipated Value (dB)	Measured value (dB)	Deviated value (dB)	Acceptance limits (dB)
94.0	94.0	0.0	±0.8
89.0	89.0	0.0	±0.8
84.0	84.0	0.0	±0.8
79.0	79.0	0.0	±0.8
74.0	74.0	0.0	±0.8
69.0	69.0	0.0	±0.8
64.0	64.0	0.0	±0.8
59.0	59.0	0.0	±0.8
54.0	54.0	0.0	±0.8
49.0	49.0	0.0	±0.8
44.0	44.1	0.1	±0.8
39.0	39.4	0.4	±0.8

Function : 8. Tone burst response

Time Weighting	Tone burst duration, Tb (ms)	Measured value (dB)	Deviated value (dB)	Acceptance limits (dB)
Fast	200	136.0	0.0	±0.5
	2	118.9	-0.1	+1.0 ; -1.5
	0.25	109.8	-0.2	+1.0 ; -3.0
Slow	200	129.5	-0.1	±0.5
	2	109.9	-0.1	+1.0 ; -3.0
	0.25	101.0	0.0	+1.0 ; -3.0
LAE	200	130.0	0.0	±0.5
	2	110.1	0.1	+1.0 ; -1.5
	0.25	101.0	0.0	+1.0 ; -3.0

Function : 9. Peak C sound level

Number of cycles in test signal	Anticipated Value (dB)	Measured value (dB)	Deviated value (dB)	Acceptance limits (dB)
Complete cycle	135.4	134.8	-0.6	±2.0
Positive half cycle	134.4	134.0	-0.4	±1.0
Negative half cycle	134.4	134.0	-0.4	±1.0

Certificate No.: CP20240287EA

Calibration Report

Function : 10. Overload indication

Measured value (dB)		Deviated value (dB)	Acceptance limits (dB)
Positive one-half cycle	Negative one-half cycle		
144.3	144.2	-0.1	±1.5

Function : 11. High-Level Stability

High-level stability over 5 minutes, with steady 1 kHz signal, 1 dB below upper boundary.

Time Period to Apply Signal (min)	Reference SPL (dB)	Record SPL at Conclusion of Time Period (dB)	Deviated value (dB)	Acceptance limits (dB)
5	139.0	139.0	0.0	±0.1

Uncertainty of measurement

Function	Uncertainty (dB)	Maximum-permitted uncertainty of measurement (dB)
1) Indication at the calibration check frequency	0.30	Not applicable
2) Self-generated Noise	0.10	Not applicable
3) Acoustical signal tests of frequency weightings - Free-field sound pressure response level	0.30	0.60 (10Hz to 4kHz) 0.70 (>4kHz to 10kHz)
4) Electrical signal tests of frequency weightings	0.20	0.20
5) Frequency and time weighting at 1 kHz	0.20	0.20
6) Long-Term Stability	0.10	0.10
7) Level Linearity on the reference level range	0.30	0.30
8) Tone burst response	0.20	0.30
9) Peak C sound level	0.20	0.35
10) Overload indication	0.20	0.25
11) High-Level Stability	0.10	0.10

Remarks:

1. Indication at the calibration check frequency can not measured because customer does not provide a sound calibrator.
2. The acceptance limit is for the deviated value.
3. Acceptance limits was IEC61672-3:2013 Class 1.
4. The coverage factor $k = 2.00$

-- End of Report --

เอกสารไม่ควบคุม

Certificate of Calibration

Customer

Name : UNITED ANALYST AND ENGINEERING CONSULTANT CO.,LTD. Certificate No : 24-SLM-039
Address : 81 Soi Udomsuk 41, Sukhumvit Road, Bangchak, Prakanong, Bangkok Request No : Req-2024-0278
10260

Unit Under Calibration Details

Measurement item : Sound Level Meter Microphone Class : 1
Manufacturer : Larson Davis Microphone Model : 377B02
Model : LxT1 Microphone S/N : 345819
Serial Number : 0007313 Preamplifier Model : PRMLxT1
ID : UAE.EFM.045/2566 Preamplifier S/N : 077648
Resolution : 0.1 dB Instrument Status : Used

Calibration Environment and Details

Temperature : 23 °C ± 2 °C
Humidity : 50 %RH ± 20 %RH
Barometric Pressure : 1013 hPa ± 10 hPa
Received Date : 5 February 2024
Calibrated Date : 8 February 2024
Calibration Procedure : In-house method CP-SLM-01 based on IEC 61672-3 : 2013 Electroacoustics - Sound level meters - Part 3: Periodic tests
Location of Calibration : Lab Acoustic

Reference Standard

Instrument	Brand	Model	SN.	Due calibration	Traceability
Standard Microphone	GRAS	40AN	188273	21 August 2024	GRAS
Multifrequency Calibrator	Quest	Quest-cal	EFA000234	26 July 2024	TSI
Audio Generator	Svantek	Svan401	131	9 October 2024	WK Electric

Note

The reported uncertainty is based on standard uncertainty multiplied by the Coverage Factor $k = 2$, providing a level of confidence approximately 95 %.

Calibrated By : me
Mr. Noppadon Luangart
Service Calibration Engineer

Approved By : ผศ.พัชร์
Mr. Pacit Mathavorn
Calibration Engineer Supervisor
Issue Date : 8 February 2024

Certificate No : 24-SLM-039

Request No : Req-2024-0278

1. Indication at the calibration check frequency

UUC Setting	Nominal	Before Adjust		After Adjust		UNCERTAINTY	Acceptance Limit
FAST / A / 37-139	Level	UUC	ERR	UUC	ERR		
Calibrator Setting	(dB)	(dB)	(dB)	(dB)	(dB)	(± dB)	(± dB)
1000 Hz 114 dB	113.78	113.7	-0.08	113.8	0.02	0.20	0.30

Note : Absolute sensitivity was established by the use of Sound Calibrator Brand SVANTEK, Model SV 35A, SN. 58079

2. Self-generated noise, Microphone installed

UUC Setting	Measured	UNCERTAINTY
FAST / 37-139		
UUC Weighting	(dB)	(± dB)
A	28.9	0.10

3. Self-generated noise, Microphone replaced by the electrical input signal device

UUC Setting	Measured	UNCERTAINTY
FAST / 37-139		
UUC Weighting	(dB)	(± dB)
A	28.7	0.10
C	28.0	0.10
Z	32.6	0.10

4. Acoustic signal test of frequency weightings (Without Windscreen)

UUC Setting	Deviation from various Frequency Weighting Responce curve			UNCERTAINTY	Acceptance Limit
FAST / 37-139	A	C	Z		
STD Setting	(dB)	(dB)	(dB)	(± dB)	(± dB)
125 Hz	0.0	0.1	0.1	0.60	1.0
1000 Hz	0.0	0.0	0.0	0.60	0.7
4000 Hz	0.2	0.2	0.2	0.60	1.0
8000 Hz	-0.1	-0.1	0.0	0.70	+1.5 -2.5

Certificate No : 24-SLM-039

Request No : Req-2024-0278

5. Electrical signal test of frequency weightings, Weighting network response with relative to 1 kHz

UUC Setting	Deviation from various Frequency			UNCERTAINTY	Acceptance
FAST / 37-139	Weighting Response curve				Limit
STD Setting	A (dB)	C (dB)	Z (dB)	(± dB)	(± dB)
63 Hz	-0.2	-0.1	-0.1	0.20	1.0
125 Hz	-0.1	0.0	-0.1		1.0
250 Hz	-0.1	-0.1	-0.1		1.0
500 Hz	-0.1	0.0	-0.1		1.0
1000 Hz	0.0	0.0	0.0		0.7
2000 Hz	0.0	0.0	0.0		1.0
4000 Hz	0.0	0.0	0.0		1.0
8000 Hz	-0.1	-0.1	0.0		+1.5, -2.5
16000 Hz	-0.1	-0.1	-0.1		+2.5, -16.0

6. Frequency and time weightings at 1kHz

UUC Setting	STD	Measured		UNCERTAINTY (± dB)	Acceptance Limit (± dB)
FAST / 37-139	REF	UUC	ERR		
UUC Weighting	(dB)	(dB)	(dB)	0.20	
A	114.00	114.0	0.0		
C	114.00	114.0	0.0		
Z	114.00	114.0	0.0		

UUC Setting	STD	Measured		UNCERTAINTY (± dB)	Acceptance Limit (± dB)
37-139 / A	REF	UUC	ERR		
UUC Time Response	(dB)	(dB)	(dB)	0.20	
Fast	114.00	114.0	0.0		
Slow	114.00	114.0	0.0		
Leq	114.00	114.0	0.0		

Certificate No : 24-SLM-039
Request No : Req-2024-0278

7. Long Term Stability

UUC Setting	Measured	UNCERTAINTY	Acceptance
FAST / A / 37-139	UUC		Limit
STD Setting	(dB)	(± dB)	(± dB)
Initial	114.0		
Final	114.0		
Deviated	0.0	0.10	0.10

8. Level linearity on the reference level range

UUC Setting	Anticipated	Deviation		UNCERTAINTY	Acceptance
FAST / A / 37-139	REF	UUC	ERR		Limit
STD dB	(dB)	(dB)	(dB)	(± dB)	(± dB)
139.00	139	139.0	0.0	0.30	0.8
134.00	134	134.0	0.0		0.8
129.00	129	129.0	0.0		0.8
124.00	124	124.0	0.0		0.8
119.00	119	119.0	0.0		0.8
114.00	114	114.0	0.0		0.8
109.00	109	109.0	0.0		0.8
104.00	104	104.0	0.0		0.8
99.00	99	98.9	-0.1		0.8
94.00	94	93.9	-0.1		0.8
89.00	89	88.9	-0.1		0.8
84.00	84	93.9	9.9		0.8
79.00	79	78.9	-0.1		0.8
74.00	74	73.9	-0.1		0.8
69.00	69	68.9	-0.1		0.8
64.00	64	63.9	-0.1		0.8
59.00	59	58.9	-0.1		0.8
54.00	54	53.9	-0.1		0.8
49.00	49	49.0	0.0		0.8
44.00	44	44.1	0.1		0.8
39.00	39	39.4	0.4		0.8
38.00	38	38.5	0.5		0.8
37.00	37	37.6	0.6		0.8

Certificate No : 24-SLM-039

Request No : Req-2024-0278

9. Level linearity including the level range control

UUC Setting	STD	Measured		UNCERTAINTY	Acceptance
FAST / A	REF	UUC	ERR	(± dB)	Limit
UUC Range	(dB)	(dB)	(dB)		(± dB)
37-139	42.30	42.5	0.2	0.30	0.8
	114	114.0	0.0		0.8

10. Tone burst response

UUC Setting	STD	Anticipated	Measured		UNCERTAINTY	Acceptance
A / 37-139	Toneburst	Ref	UUC	ERR	(± dB)	Limit
UUC Time Response	(ms)	(dB)	(dB)	(dB)		(± dB)
Fast	200	135.0	135.0	0.0	0.20	0.5
	2	118.0	117.9	-0.1		+1.0, -1.5
	0.25	109.0	108.7	-0.3		+1.0, -3.0
Slow	200	128.6	128.5	-0.1		0.5
	2	109.0	108.9	-0.1		+1.0, -3.0
SEL	200	129.0	129.0	0.0		0.5
	2	109.0	109.1	+0.1		+1.0, -1.5
	0.25	100.0	99.9	-0.1		+1.0, -3.0

11. Peak C Sound level

UUC Setting	Anticipated	Measured		UNCERTAINTY	Acceptance
FAST / C / 95-142	REF	UUC	ERR	(± dB)	Limit
STD Setting	(dB)	(dB)	(dB)		(± dB)
Complete cycle	137.4	136.7	-0.70	0.20	2.0
Positive half cycle	136.4	136.1	-0.30		1.0
Negative half cycle	136.4	136.1	-0.30		1.0

Certificate No : 24-SLM-039

Request No : Req-2024-0278

12. Overload indication

UUC Setting	Measured	UNCERTAINTY (\pm dB)	Acceptance Limit
FAST / A / 37-139	UUC		(\pm dB)
STD Setting	(dB)		
Positive one-half cycle	144.1		
Negative one-half cycle	143.9		
Deviated	0.2	0.20	1.5

13. High Level Stability

UUC Setting	Measured	UNCERTAINTY (\pm dB)	Acceptance Limit
FAST / A / 37-139	UUC		(\pm dB)
STD Setting	(dB)		
Initial	138.0		
Final	138.0		
Deviated	0.0	0.10	0.10

Note :

Function	Maximum-permitted Uncertainty of measurement
1. Indication at the calibration check frequency	Not applicable
2. Self-generated noise, Microphone installed	Not applicable
3. Self-generated noise, Microphone replaced by the electrical input signal device	Not applicable
4. Acoustic signal test of frequency weightings at 10 Hz to 4 kHz	0.60 dB
4. Acoustic signal test of frequency weightings at >4 kHz to 10 kHz	0.70 dB
5. Electrical signal test of frequency weightings, Weighting network response with relative to 1 kHz	0.20 dB
6. Frequency and time weightings at 1kHz	0.20 dB
7. Long Term Stability	0.10 dB
8. Level linearity on the reference level range	0.30 dB
9. Level linearity including the level range control	0.30 dB
10. Tone burst response	0.30 dB
11. Peak C Sound level	0.35 dB
12. Overload indication	0.25 dB
13. High Level Stability	0.10 dB

- Acceptance limit and Maximum-permitted Uncertainty was IEC 61672-1:2013

End of Certificate

The results related only to the item calibrated. The certificate shall not be reproduced except in full, without written approval of the

เอกสารไม่ควบคุม

Certificate No.: CP20240288EA

Operation No.: CP2024070251

Certificate of Calibration

Equipment: Sound Level Meter

Manufacturer: Larson Davis (Meter), PCB (Microphone), PCB (Preamplifier)

Model/Type: LxT1 (Meter), 377B02 (Microphone), PRMLxT1 (Preamplifier)

Serial No.: 0007312 (Meter), 345818 (Microphone), 077647 (Preamplifier)

ID No.: UAE.EFM.044/2566

Customer: United Analyst and Engineering Consultant Co.,Ltd.

Address: 81 Soi Udomsuk 41, Sukhumvit Road, Bangchak
Phrakhanong, Bangkok 10260

Received Date: 25 July 2024

Calibrated Date: 5 - 6 August 2024

Issued Date: 7 August 2024

Calibrated by: Ms. Juntaporn Kunhakom

Approved by: _____

(Mr. Sittichai Swaksuriyawong)
Group Manager

This report was prepared electronically using applicable electronic signature. Printing or copy of file are considered as a copy of the document.

The reported uncertainty of measurement was based on standard uncertainty multiplied by a coverage factor (k) providing a level of confidence of approximately 95%. This certificate may not be reproduced other than in full except with the prior written approval of the Electrical and Electronics Institute, Foundation for Industrial Development.

Certificate No.: CP20240288EA

Calibration Report

Equipment: Sound Level Meter
Manufacturer: Larson Davis (Meter), PCB (Microphone), PCB (Preamplifier)
Model/Type: LxT1 (Meter), 377B02 (Microphone), PRMLxT1 (Preamplifier)
Serial No.: 0007312 (Meter), 345818 (Microphone), 077647 (Preamplifier)
ID No.: UAE.EFM.044/2566
Ambient Temperature: (23 ± 2) °C
Relative Humidity: (50 ± 15) %
Pressure: (101.3 ± 1.5) kPa
Method of Calibration :-
 IEC 61672-3:2013.

Condition of this result of calibration

1. Reference standards instrument :-

	<u>Instrument</u>	<u>Model</u>	<u>Serial No.</u>	<u>Cert. No.</u>	<u>Due Date</u>
1)	Standard microphone	4180	2787490	AA-1012-23	12 November 2024
2)	Arbitrary Function Generator	AFG2021	C010063	CK20240048EA	23 June 2025
3)	Programmable Attenuator	PA5	2755	EF-0040-23	1 October 2024
4)	6.5 Digit precision multimeter	8846A	9610014	CB20230200EA	15 November 2024
5)	Pressure humidity and Temperature Transmitter	PTU301	L3950483	CL1-P240023 CD20240142EA	24 March 2025 12 June 2025
6)	Pressure humidity and Temperature Transmitter	PTU301	L3950484	CL1-P240030 CD20240143EA	11 April 2025 12 June 2025
7)	Performance Audio Analyzer	U8903B	MY56510003	CB20240035EB CK20230072EA	13 February 2025 13 September 2024

2. This result of calibration was found accurate as shown on date and place of calibration only.

3. This certification is traceable to the international system of unit maintained at :-

Reference standards instrument for Acoustic function

- National Institute of Metrology (Thailand)

Reference standards instrument for Electrical function

- National Institute of Metrology (Thailand)

- Electrical and Electronics Institute; NSC Accredited Calibration No.0119

Result of Calibration:-

Function : 1. Indication at the calibration check frequency

Reference Acoustic Signal (dB)	Measured value (dB)	Deviation (dB)	Acceptance limits (dB)
-	-	-	-

Certificate No.: CP20240288EA

Calibration Report

Function : 2. Self-generated Noise

2.1 Microphone Installed

Measured value (dB)
28.5

2.2 Microphone replaced by the electrical input signal device

Frequency Weighting	Measured value (dB)
A-weighting	28.4
C-weighting	28.3
Z-weighting	34.1

Function : 3. Acoustical signal tests of frequency weightings (Without Windscreen)

Meter free-field acoustic response at a level of 84 dB.

Frequency (Hz)	Deviation from various Frequency Weighting Response Curve			
	C-Weighting (dB)	A-Weighting (dB)	Z-Weighting (dB)	Acceptance limits (dB)
125	0.2	0.1	0.1	±1.0
1000	0.0	0.0	0.0	±0.7
8000	-0.9	-0.9	-0.8	+1.5; -2.5

Function : 4. Electrical signal tests of frequency weightings

Weighting network response with relative to 1 kHz.

Frequency (Hz)	Deviation from various Frequency Weighting Response Curve			
	C-Weighting (dB)	A-Weighting (dB)	Z-Weighting (dB)	Acceptance limits (dB)
63	0.0	0.1	0.0	±1.0
125	0.0	0.0	0.0	±1.0
250	0.0	0.0	0.0	±1.0
500	0.0	-0.1	0.0	±1.0
1000	0.0	0.0	0.0	±0.7
2000	0.0	0.0	0.0	±1.0
4000	0.0	0.0	0.0	±1.0
8000	-0.1	0.0	0.0	+1.5; -2.5
16000	0.0	0.0	-0.1	+2.5; -16.0

Certificate No.: CP20240288EA

Calibration Report

Function : 5. Frequency and time weighting at 1 kHz

5.1 Frequency weighting at 1 kHz

Frequency Weighting	Measured value (dB)	Deviated value (dB)	Acceptance limits (dB)
C-weighting	94.0	0.0	±0.2
A-weighting	94.0	0.0	±0.2
Z-weighting	94.0	0.0	±0.2

5.2 Time weighting at 1 kHz

Time Weighting	Measured value (dB)	Deviated value (dB)	Acceptance limits (dB)
Fast	94.0	0.0	±0.1
Slow	94.0	0.0	±0.1
LAeq	94.0	0.0	±0.1

Function : 6. Long-Term Stability

Long-term stability over 30 minutes, with steady 1 kHz signal at reference level.

Time Period to Apply Signal (min)	Reference SPL (dB)	Record SPL at Conclusion of Time Period (dB)	Deviated value (dB)	Acceptance limits (dB)
30	94.0	94.0	0.0	±0.1

Function : 7. Level Linearity on the reference level range

7.1 Level Linearity on the reference level range, Upper

Anticipated Value (dB)	Measured value (dB)	Deviated value (dB)	Acceptance limits (dB)
94.0	94.0	0.0	±0.8
99.0	99.0	0.0	±0.8
104.0	104.0	0.0	±0.8
109.0	109.0	0.0	±0.8
114.0	114.0	0.0	±0.8
119.0	119.0	0.0	±0.8
124.0	124.0	0.0	±0.8
129.0	129.0	0.0	±0.8
134.0	134.0	0.0	±0.8
139.0	139.0	0.0	±0.8

Certificate No.: CP20240288EA

Calibration Report

7.2 Level Linearity on the reference level range, Lower

Anticipated Value (dB)	Measured value (dB)	Deviated value (dB)	Acceptance limits (dB)
94.0	94.0	0.0	±0.8
89.0	89.0	0.0	±0.8
84.0	84.0	0.0	±0.8
79.0	79.0	0.0	±0.8
74.0	74.0	0.0	±0.8
69.0	69.0	0.0	±0.8
64.0	64.0	0.0	±0.8
59.0	59.0	0.0	±0.8
54.0	54.0	0.0	±0.8
49.0	49.0	0.0	±0.8
44.0	44.1	0.1	±0.8
39.0	39.3	0.3	±0.8

Function : 8. Tone burst response

Time Weighting	Tone burst duration, Tb (ms)	Measured value (dB)	Deviated value (dB)	Acceptance limits (dB)
Fast	200	136.0	0.0	±0.5
	2	118.8	-0.2	+1.0 ; -1.5
	0.25	109.7	-0.3	+1.0 ; -3.0
Slow	200	129.5	-0.1	±0.5
	2	109.9	-0.1	+1.0 ; -3.0
	0.25	100.9	-0.1	+1.0 ; -3.0
LAE	200	130.0	0.0	±0.5
	2	110.0	0.0	+1.0 ; -1.5
	0.25	100.9	-0.1	+1.0 ; -3.0

Function : 9. Peak C sound level

Number of cycles in test signal	Anticipated Value (dB)	Measured value (dB)	Deviated value (dB)	Acceptance limits (dB)
Complete cycle	135.4	134.8	-0.6	±2.0
Positive half cycle	134.4	134.0	-0.4	±1.0
Negative half cycle	134.4	134.0	-0.4	±1.0

Certificate No.: CP20240288EA

Calibration Report

Function : 10. Overload indication

Measured value (dB)		Deviated value (dB)	Acceptance limits (dB)
Positive one-half cycle	Negative one-half cycle		
142.4	142.3	-0.1	±1.5

Function : 11. High-Level Stability

High-level stability over 5 minutes, with steady 1 kHz signal, 1 dB below upper boundary.

Time Period to Apply Signal (min)	Reference SPL (dB)	Record SPL at Conclusion of Time Period (dB)	Deviated value (dB)	Acceptance limits (dB)
5	139.0	139.0	0.0	±0.1

Uncertainty of measurement

Function	Uncertainty (dB)	Maximum-permitted uncertainty of measurement (dB)
1) Indication at the calibration check frequency	0.30	Not applicable
2) Self-generated Noise	0.10	Not applicable
3) Acoustical signal tests of frequency weightings - Free-field sound pressure response level	0.30	0.60 (10Hz to 4kHz) 0.70 (>4kHz to 10kHz)
4) Electrical signal tests of frequency weightings	0.20	0.20
5) Frequency and time weighting at 1 kHz	0.20	0.20
6) Long-Term Stability	0.10	0.10
7) Level Linearity on the reference level range	0.30	0.30
8) Tone burst response	0.20	0.30
9) Peak C sound level	0.20	0.35
10) Overload indication	0.20	0.25
11) High-Level Stability	0.10	0.10

- Remarks:
1. Indication at the calibration check frequency can not measured because customer does not provide a sound calibrator.
 2. The acceptance limit is for the deviated value.
 3. Acceptance limits was IEC61672-3:2013 Class 1.
 4. The coverage factor $k = 2.00$

-- End of Report --

เอกสารไม่ควบคุม

Certificate No.: CP20240289EA
Operation No.: CP2024070252

Certificate of Calibration

Equipment: Sound Level Meter

Manufacturer: Larson Davis (Meter), PCB (Microphone), PCB (Preamplifier)

Model/Type: LxT1 (Meter), 377B02 (Microphone), PRMLxT1 (Preamplifier)

Serial No.: 0007310 (Meter), 345240 (Microphone), 077645 (Preamplifier)

ID No.: UAE.EFM.042/2566

Customer: United Analyst and Engineering Consultant Co.,Ltd.

Address: 81 Soi Udomsuk 41, Sukhumvit Road, Bangchak
Phrakhanong, Bangkok 10260

Received Date: 25 July 2024

Calibrated Date: 5 - 6 August 2024

Issued Date: 7 August 2024

Calibrated by: Ms. Juntaporn Kunhakom

Approved by: _____

(Mr. Sittichai Swaksuriyawong)
Group Manager

This report was prepared electronically using applicable electronic signature. Printing or copy of file are considered as a copy of the document.

The reported uncertainty of measurement was based on standard uncertainty multiplied by a coverage factor (k) providing a level of confidence of approximately 95%. This certificate may not be reproduced other than in full except with the prior written approval of the Electrical and Electronics Institute, Foundation for Industrial Development.

Certificate No.: CP20240289EA

Calibration Report

Equipment: Sound Level Meter
Manufacturer: Larson Davis (Meter), PCB (Microphone), PCB (Preamplifier)
Model/Type: LxT1 (Meter), 377B02 (Microphone), PRMLxT1 (Preamplifier)
Serial No.: 0007310 (Meter), 345240 (Microphone), 077645 (Preamplifier)
ID No.: UAE.EFM.042/2566
Ambient Temperature: (23 ± 2) °C
Relative Humidity: (50 ± 15) %
Pressure: (101.3 ± 1.5) kPa
Method of Calibration :-
IEC 61672-3:2013.

Condition of this result of calibration

1. Reference standards instrument :-

	Instrument	Model	Serial No.	Cert. No.	Due Date
1)	Standard microphone	4180	2787490	AA-1012-23	12 November 2024
2)	Arbitrary Function Generator	AFG2021	C010063	CK20240048EA	23 June 2025
3)	Programmable Attenuator	PA5	2755	EF-0040-23	1 October 2024
4)	6.5 Digit precision multimeter	8846A	9610014	CB20230200EA	15 November 2024
5)	Pressure humidity and Temperature Transmitter	PTU301	L3950483	CL1-P240023 CD20240142EA	24 March 2025 12 June 2025
6)	Pressure humidity and Temperature Transmitter	PTU301	L3950484	CL1-P240030 CD20240143EA	11 April 2025 12 June 2025
7)	Performance Audio Analyzer	U8903B	MY56510003	CB20240035EB CK20230072EA	13 February 2025 13 September 2024

2. This result of calibration was found accurate as shown on date and place of calibration only.

3. This certification is traceable to the international system of unit maintained at :-

Reference standards instrument for Acoustic function

- National Institute of Metrology (Thailand)

Reference standards instrument for Electrical function

- National Institute of Metrology (Thailand)

- Electrical and Electronics Institute; NSC Accredited Calibration No.0119

Result of Calibration:-

Function : 1. Indication at the calibration check frequency

Reference Acoustic Signal (dB)	Measured value (dB)	Deviation (dB)	Acceptance limits (dB)
-	-	-	-

Certificate No.: CP20240289EA

Calibration Report

Function : 2. Self-generated Noise

2.1 Microphone Installed

Measured value (dB)
30.3

2.2 Microphone replaced by the electrical input signal device

Frequency Weighting	Measured value (dB)
A-weighting	30.1
C-weighting	30.0
Z-weighting	35.7

Function : 3. Acoustical signal tests of frequency weightings (Without Windscreen)

Meter free-field acoustic response at a level of 84 dB.

Frequency (Hz)	Deviation from various Frequency Weighting Response Curve			
	C-Weighting (dB)	A-Weighting (dB)	Z-Weighting (dB)	Acceptance limits (dB)
125	0.3	0.2	0.3	±1.0
1000	0.2	0.2	0.2	±0.7
8000	-0.2	-0.1	-0.1	+1.5; -2.5

Function : 4. Electrical signal tests of frequency weightings

Weighting network response with relative to 1 kHz.

Frequency (Hz)	Deviation from various Frequency Weighting Response Curve			
	C-Weighting (dB)	A-Weighting (dB)	Z-Weighting (dB)	Acceptance limits (dB)
63	-0.1	0.1	0.0	±1.0
125	0.0	0.0	0.0	±1.0
250	0.0	0.0	0.0	±1.0
500	0.0	0.0	0.0	±1.0
1000	0.0	0.0	0.0	±0.7
2000	0.0	0.1	0.0	±1.0
4000	0.0	0.0	0.0	±1.0
8000	-0.1	0.0	0.0	+1.5; -2.5
16000	0.0	0.0	-0.1	+2.5; -16.0

Certificate No.: CP20240289EA

Calibration Report

Function : 5. Frequency and time weighting at 1 kHz

5.1 Frequency weighting at 1 kHz

Frequency Weighting	Measured value (dB)	Deviated value (dB)	Acceptance limits (dB)
C-weighting	94.0	0.0	±0.2
A-weighting	94.0	0.0	±0.2
Z-weighting	94.0	0.0	±0.2

5.2 Time weighting at 1 kHz

Time Weighting	Measured value (dB)	Deviated value (dB)	Acceptance limits (dB)
Fast	94.0	0.0	±0.1
Slow	94.0	0.0	±0.1
LAeq	94.0	0.0	±0.1

Function : 6. Long-Term Stability

Long-term stability over 30 minutes, with steady 1 kHz signal at reference level.

Time Period to Apply Signal (min)	Reference SPL (dB)	Record SPL at Conclusion of Time Period (dB)	Deviated value (dB)	Acceptance limits (dB)
30	94.0	94.0	0.0	±0.1

Function : 7. Level Linearity on the reference level range

7.1 Level Linearity on the reference level range, Upper

Anticipated Value (dB)	Measured value (dB)	Deviated value (dB)	Acceptance limits (dB)
94.0	94.0	0.0	±0.8
99.0	99.0	0.0	±0.8
104.0	104.0	0.0	±0.8
109.0	109.0	0.0	±0.8
114.0	114.0	0.0	±0.8
119.0	119.0	0.0	±0.8
124.0	124.0	0.0	±0.8
129.0	129.0	0.0	±0.8
134.0	134.0	0.0	±0.8
139.0	139.0	0.0	±0.8
140.0	140.0	0.0	±0.8
141.0	141.0	0.0	±0.8

Certificate No.: CP20240289EA

Calibration Report

7.2 Level Linearity on the reference level range, Lower

Anticipated Value (dB)	Measured value (dB)	Deviated value (dB)	Acceptance limits (dB)
94.0	94.0	0.0	±0.8
89.0	89.0	0.0	±0.8
84.0	84.0	0.0	±0.8
79.0	79.0	0.0	±0.8
74.0	74.0	0.0	±0.8
69.0	69.0	0.0	±0.8
64.0	64.0	0.0	±0.8
59.0	59.0	0.0	±0.8
54.0	54.0	0.0	±0.8
49.0	49.0	0.0	±0.8
44.0	44.1	0.1	±0.8
39.0	39.4	0.4	±0.8

Function : 8. Tone burst response

Time Weighting	Tone burst duration, Tb (ms)	Measured value (dB)	Deviated value (dB)	Acceptance limits (dB)
Fast	200	135.9	-0.1	±0.5
	2	118.8	-0.2	+1.0 ; -1.5
	0.25	109.8	-0.2	+1.0 ; -3.0
Slow	200	129.5	-0.1	±0.5
	2	109.9	-0.1	+1.0 ; -3.0
	0.25	100.9	-0.1	+1.0 ; -3.0
LAE	200	130.0	0.0	±0.5
	2	110.0	0.0	+1.0 ; -1.5
	0.25	100.9	-0.1	+1.0 ; -3.0

Function : 9. Peak C sound level

Number of cycles in test signal	Anticipated Value (dB)	Measured value (dB)	Deviated value (dB)	Acceptance limits (dB)
Complete cycle	135.4	134.8	-0.6	±2.0
Positive half cycle	134.4	134.0	-0.4	±1.0
Negative half cycle	134.4	134.0	-0.4	±1.0

Certificate No.: CP20240289EA

Calibration Report

Function : 10. Overload indication

Measured value (dB)		Deviated value (dB)	Acceptance limits (dB)
Positive one-half cycle	Negative one-half cycle		
144.3	144.2	-0.1	±1.5

Function : 11. High-Level Stability

High-level stability over 5 minutes, with steady 1 kHz signal, 1 dB below upper boundary.

Time Period to Apply Signal (min)	Reference SPL (dB)	Record SPL at Conclusion of Time Period (dB)	Deviated value (dB)	Acceptance limits (dB)
5	139.0	139.0	0.0	±0.1

Uncertainty of measurement

Function	Uncertainty (dB)	Maximum-permitted uncertainty of measurement (dB)
1) Indication at the calibration check frequency	0.30	Not applicable
2) Self-generated Noise	0.10	Not applicable
3) Acoustical signal tests of frequency weightings - Free-field sound pressure response level	0.30	0.60 (10Hz to 4kHz) 0.70 (>4kHz to 10kHz)
4) Electrical signal tests of frequency weightings	0.20	0.20
5) Frequency and time weighting at 1 kHz	0.20	0.20
6) Long-Term Stability	0.10	0.10
7) Level Linearity on the reference level range	0.30	0.30
8) Tone burst response	0.20	0.30
9) Peak C sound level	0.20	0.35
10) Overload indication	0.20	0.25
11) High-Level Stability	0.10	0.10

Remarks:

1. Indication at the calibration check frequency can not measured because customer does not provide a sound calibrator.
2. The acceptance limit is for the deviated value.
3. Acceptance limits was IEC61672-3:2013 Class 1.
4. The coverage factor $k = 2.00$

-- End of Report --

เอกสารไม่ควบคุม

Certificate No.: CP20240290EA
Operation No.: CP2024070253

Certificate of Calibration

Equipment: Sound Level Meter

Manufacturer: Larson Davis (Meter), PCB (Microphone), PCB (Preamplifier)

Model/Type: LxT1 (Meter), 377B02 (Microphone), PRMLxT1 (Preamplifier)

Serial No.: 0007306 (Meter), 345235 (Microphone), 077641 (Preamplifier)

ID No.: UAE.EFM.039/2566

Customer: United Analyst and Engineering Consultant Co.,Ltd.

Address: 81 Soi Udomsuk 41, Sukhumvit Road, Bangchak
Phrakhanong, Bangkok 10260

Received Date: 25 July 2024

Calibrated Date: 5 - 6 August 2024

Issued Date: 7 August 2024

Calibrated by: Ms. Juntaporn Kunhakom

Approved by: _____

(Mr. Sittichai Swaksuriyawong)
Group Manager

This report was prepared electronically using applicable electronic signature. Printing or copy of file are considered as a copy of the document.

The reported uncertainty of measurement was based on standard uncertainty multiplied by a coverage factor (k) providing a level of confidence of approximately 95%. This certificate may not be reproduced other than in full except with the prior written approval of the Electrical and Electronics Institute, Foundation for Industrial Development.

Certificate No.: CP20240290EA

Calibration Report

Equipment: Sound Level Meter
Manufacturer: Larson Davis (Meter), PCB (Microphone), PCB (Preamplifier)
Model/Type: LxT1 (Meter), 377B02 (Microphone), PRMLxT1 (Preamplifier)
Serial No.: 0007306 (Meter), 345235 (Microphone), 077641 (Preamplifier)
ID No.: UAE.EFM.039/2566
Ambient Temperature: (23 ± 2) °C
Relative Humidity: (50 ± 15) %
Pressure: (101.3 ± 1.5) kPa
Method of Calibration :-
 IEC 61672-3:2013.

Condition of this result of calibration

1. Reference standards instrument :-

	<u>Instrument</u>	<u>Model</u>	<u>Serial No.</u>	<u>Cert. No.</u>	<u>Due Date</u>
1)	Standard microphone	4180	2787490	AA-1012-23	12 November 2024
2)	Arbitrary Function Generator	AFG2021	C010063	CK20240048EA	23 June 2025
3)	Programmable Attenuator	PA5	2755	EF-0040-23	1 October 2024
4)	6.5 Digit precision multimeter	8846A	9610014	CB20230200EA	15 November 2024
5)	Pressure humidity and Temperature Transmitter	PTU301	L3950483	CL1-P240023 CD20240142EA	24 March 2025 12 June 2025
6)	Pressure humidity and Temperature Transmitter	PTU301	L3950484	CL1-P240030 CD20240143EA	11 April 2025 12 June 2025
7)	Performance Audio Analyzer	U8903B	MY56510003	CB20240035EB CK20230072EA	13 February 2025 13 September 2024

2. This result of calibration was found accurate as shown on date and place of calibration only.

3. This certification is traceable to the international system of unit maintained at :-

Reference standards instrument for Acoustic function

- National Institute of Metrology (Thailand)

Reference standards instrument for Electrical function

- National Institute of Metrology (Thailand)

- Electrical and Electronics Institute; NSC Accredited Calibration No.0119

Result of Calibration:-

Function : 1. Indication at the calibration check frequency

Reference Acoustic Signal (dB)	Measured value (dB)	Deviation (dB)	Acceptance limits (dB)
-	-	-	-

Certificate No.: CP20240290EA

Calibration Report

Function : 2. Self-generated Noise

2.1 Microphone Installed

Measured value (dB)
28.8

2.2 Microphone replaced by the electrical input signal device

Frequency Weighting	Measured value (dB)
A-weighting	28.7
C-weighting	28.4
Z-weighting	34.5

Function : 3. Acoustical signal tests of frequency weightings (Without Windscreen)

Meter free-field acoustic response at a level of 84 dB.

Frequency (Hz)	Deviation from various Frequency Weighting Response Curve			
	C-Weighting (dB)	A-Weighting (dB)	Z-Weighting (dB)	Acceptance limits (dB)
125	0.1	0.0	0.0	±1.0
1000	-0.1	-0.1	-0.1	±0.7
8000	-0.4	-0.5	-0.4	+1.5; -2.5

Function : 4. Electrical signal tests of frequency weightings

Weighting network response with relative to 1 kHz.

Frequency (Hz)	Deviation from various Frequency Weighting Response Curve			
	C-Weighting (dB)	A-Weighting (dB)	Z-Weighting (dB)	Acceptance limits (dB)
63	0.0	0.0	0.0	±1.0
125	0.0	0.0	0.0	±1.0
250	0.0	0.0	0.0	±1.0
500	0.0	0.0	0.0	±1.0
1000	0.0	0.0	0.0	±0.7
2000	0.0	0.0	0.0	±1.0
4000	0.0	0.0	0.0	±1.0
8000	-0.1	-0.1	0.0	+1.5; -2.5
16000	0.0	0.0	0.0	+2.5; -16.0

Certificate No.: CP20240290EA

Calibration Report

Function : 5. Frequency and time weighting at 1 kHz

5.1 Frequency weighting at 1 kHz

Frequency Weighting	Measured value (dB)	Deviated value (dB)	Acceptance limits (dB)
C-weighting	94.0	0.0	±0.2
A-weighting	94.0	0.0	±0.2
Z-weighting	94.0	0.0	±0.2

5.2 Time weighting at 1 kHz

Time Weighting	Measured value (dB)	Deviated value (dB)	Acceptance limits (dB)
Fast	94.0	0.0	±0.1
Slow	94.0	0.0	±0.1
LAeq	94.0	0.0	±0.1

Function : 6. Long-Term Stability

Long-term stability over 30 minutes, with steady 1 kHz signal at reference level.

Time Period to Apply Signal (min)	Reference SPL (dB)	Record SPL at Conclusion of Time Period (dB)	Deviated value (dB)	Acceptance limits (dB)
30	94.0	94.0	0.0	±0.1

Function : 7. Level Linearity on the reference level range

7.1 Level Linearity on the reference level range, Upper

Anticipated Value (dB)	Measured value (dB)	Deviated value (dB)	Acceptance limits (dB)
94.0	94.0	0.0	±0.8
99.0	99.0	0.0	±0.8
104.0	104.0	0.0	±0.8
109.0	109.0	0.0	±0.8
114.0	114.0	0.0	±0.8
119.0	119.0	0.0	±0.8
124.0	124.0	0.0	±0.8
129.0	129.0	0.0	±0.8
134.0	134.0	0.0	±0.8
139.0	139.0	0.0	±0.8
140.0	140.0	0.0	±0.8

Certificate No.: CP20240290EA

Calibration Report

7.2 Level Linearity on the reference level range, Lower

Anticipated Value (dB)	Measured value (dB)	Deviated value (dB)	Acceptance limits (dB)
94.0	94.0	0.0	±0.8
89.0	89.0	0.0	±0.8
84.0	84.0	0.0	±0.8
79.0	79.0	0.0	±0.8
74.0	74.0	0.0	±0.8
69.0	69.0	0.0	±0.8
64.0	64.0	0.0	±0.8
59.0	59.0	0.0	±0.8
54.0	54.0	0.0	±0.8
49.0	49.0	0.0	±0.8
44.0	44.1	0.1	±0.8
39.0	39.4	0.4	±0.8

Function : 8. Tone burst response

Time Weighting	Tone burst duration, Tb (ms)	Measured value (dB)	Deviated value (dB)	Acceptance limits (dB)
Fast	200	136.0	0.0	±0.5
	2	118.8	-0.2	+1.0 ; -1.5
	0.25	109.7	-0.3	+1.0 ; -3.0
Slow	200	129.5	-0.1	±0.5
	2	109.8	-0.2	+1.0 ; -3.0
	0.25	100.9	-0.1	+1.0 ; -3.0
LAE	200	130.0	0.0	±0.5
	2	110.0	0.0	+1.0 ; -1.5
	0.25	100.9	-0.1	+1.0 ; -3.0

Function : 9. Peak C sound level

Number of cycles in test signal	Anticipated Value (dB)	Measured value (dB)	Deviated value (dB)	Acceptance limits (dB)
Complete cycle	135.4	134.8	-0.6	±2.0
Positive half cycle	134.4	134.0	-0.4	±1.0
Negative half cycle	134.4	134.0	-0.4	±1.0

Certificate No.: CP20240290EA

Calibration Report

Function : 10. Overload indication

Measured value (dB)		Deviated value (dB)	Acceptance limits (dB)
Positive one-half cycle	Negative one-half cycle		
142.6	142.6	0.0	±1.5

Function : 11. High-Level Stability

High-level stability over 5 minutes, with steady 1 kHz signal, 1 dB below upper boundary.

Time Period to Apply Signal (min)	Reference SPL (dB)	Record SPL at Conclusion of Time Period (dB)	Deviated value (dB)	Acceptance limits (dB)
5	139.0	139.0	0.0	±0.1

Uncertainty of measurement

Function	Uncertainty (dB)	Maximum-permitted uncertainty of measurement (dB)
1) Indication at the calibration check frequency	0.30	Not applicable
2) Self-generated Noise	0.10	Not applicable
3) Acoustical signal tests of frequency weightings - Free-field sound pressure response level	0.30	0.60 (10Hz to 4kHz) 0.70 (>4kHz to 10kHz)
4) Electrical signal tests of frequency weightings	0.20	0.20
5) Frequency and time weighting at 1 kHz	0.20	0.20
6) Long-Term Stability	0.10	0.10
7) Level Linearity on the reference level range	0.30	0.30
8) Tone burst response	0.20	0.30
9) Peak C sound level	0.20	0.35
10) Overload indication	0.20	0.25
11) High-Level Stability	0.10	0.10

Remarks:

1. Indication at the calibration check frequency can not measured because customer does not provide a sound calibrator.
2. The acceptance limit is for the deviated value.
3. Acceptance limits was IEC61672-3:2013 Class 1.
4. The coverage factor $k = 2.00$

-- End of Report --

เอกสารไม่ควบคุม



**ELECTRICAL AND ELECTRONICS INSTITUTE
FOUNDATION FOR INDUSTRIAL DEVELOPMENT**

975 Moo 4, Bangpoo Industrial Estate, Soi 8, Sukhumvit Road km 37,

Phraek Sa, Mueang Samut Prakan, Samut Prakan 10280

Tel: +66 2709 4860 Fax: +66 2324 0917



Certificate No.: CP20240322EA

Operation No.: CP2024080293

Certificate of Calibration

Equipment: Sound Level Meter

Manufacturer: Larson Davis (Meter), PCB (Microphone), PCB (Preamplifier)

Model/Type: LxT1 (Meter), 377B02 (Microphone), PRMLxT1 (Preamplifier)

Serial No.: 0007308 (Meter), 345238 (Microphone), 077643 (Preamplifier)

ID No.: UAE.EFM.040/2566

Customer: United Analyst and Engineering Consultant Co.,Ltd.

Address: 81 Soi Udomsuk 41, Sukhumvit Road, Bangchak
Phrakhanong, Bangkok 10260

Received Date: 9 August 2024

Calibrated Date: 22 - 26 August 2024

Issued Date: 28 August 2024

Calibrated by: Ms. Juntaporn Kunhakom

Approved by: _____

(Mr. Sittichai Swaksuriyawong)

Group Manager

This report was prepared electronically using applicable electronic signature. Printing or copy of file are considered as a copy of the document.

The reported uncertainty of measurement was based on standard uncertainty multiplied by a coverage factor (k) providing a level of confidence of approximately 95%. This certificate may not be reproduced other than in full except with the prior written approval of the Electrical and Electronics Institute, Foundation for Industrial Development.

Certificate No.: CP20240322EA

Calibration Report

Equipment: Sound Level Meter
Manufacturer: Larson Davis (Meter), PCB (Microphone), PCB (Preamplifier)
Model/Type: LxT1 (Meter), 377B02 (Microphone), PRMLxT1 (Preamplifier)
Serial No.: 0007308 (Meter), 345238 (Microphone), 077643 (Preamplifier)
ID No.: UAE.EFM.040/2566
Ambient Temperature: (23 ± 2) °C
Relative Humidity: (50 ± 15) %
Pressure: (101.3 ± 1.5) kPa
Method of Calibration :-
IEC 61672-3:2013.

Condition of this result of calibration

1. Reference standards instrument :-

	Instrument	Model	Serial No.	Cert. No.	Due Date
1)	Standard microphone	4180	2787490	AA-1012-23	12 November 2024
2)	Arbitrary Function Generator	AFG2021	C010063	CK20240048EA	23 June 2025
3)	Programmable Attenuator	PA5	2755	EF-0040-23	1 October 2024
4)	6.5 Digit precision multimeter	8846A	9610014	CB20230200EA	15 November 2024
5)	Pressure humidity and Temperature Transmitter	PTU301	L3950483	CL1-P240023 CD20240142EA	24 March 2025 12 June 2025
6)	Pressure humidity and Temperature Transmitter	PTU301	L3950484	CL1-P240030 CD20240143EA	11 April 2025 12 June 2025
7)	Performance Audio Analyzer	U8903B	MY56510003	CB20240035EB CK20230072EA	13 February 2025 13 September 2024

2. This result of calibration was found accurate as shown on date and place of calibration only.

3. This certification is traceable to the international system of unit maintained at :-

Reference standards instrument for Acoustic function

- National Institute of Metrology (Thailand)

Reference standards instrument for Electrical function

- National Institute of Metrology (Thailand)

- Electrical and Electronics Institute; NSC Accredited Calibration No.0119

Result of Calibration:-

Function : 1. Indication at the calibration check frequency

Reference Acoustic Signal (dB)	Measured value (dB)	Deviation (dB)	Acceptance limits (dB)
-	-	-	-

Certificate No.: CP20240322EA

Calibration Report

Function : 2. Self-generated Noise

2.1 Microphone Installed

Measured value (dB)
29.4

2.2 Microphone replaced by the electrical input signal device

Frequency Weighting	Measured value (dB)
A-weighting	29.0
C-weighting	28.9
Z-weighting	35.5

Function : 3. Acoustical signal tests of frequency weightings (Without Windscreen)

Meter free-field acoustic response at a level of 84 dB.

Frequency (Hz)	Deviation from various Frequency Weighting Response Curve			
	C-Weighting (dB)	A-Weighting (dB)	Z-Weighting (dB)	Acceptance limits (dB)
125	0.2	0.1	0.2	±1.0
1000	0.3	0.3	0.3	±0.7
8000	-0.6	-0.5	-0.5	+1.5; -2.5

Function : 4. Electrical signal tests of frequency weightings

Weighting network response with relative to 1 kHz.

Frequency (Hz)	Deviation from various Frequency Weighting Response Curve			
	C-Weighting (dB)	A-Weighting (dB)	Z-Weighting (dB)	Acceptance limits (dB)
63	-0.1	0.1	0.0	±1.0
125	0.0	0.0	-0.1	±1.0
250	-0.1	0.0	0.0	±1.0
500	0.0	0.0	-0.1	±1.0
1000	0.0	0.0	0.0	±0.7
2000	0.0	0.0	0.0	±1.0
4000	0.0	-0.1	0.0	±1.0
8000	-0.1	-0.1	0.0	+1.5; -2.5
16000	0.0	0.0	-0.1	+2.5; -16.0

Certificate No.: CP20240322EA

Calibration Report

Function : 5. Frequency and time weighting at 1 kHz

5.1 Frequency weighting at 1 kHz

Frequency Weighting	Measured value (dB)	Deviated value (dB)	Acceptance limits (dB)
C-weighting	94.0	0.0	±0.2
A-weighting	94.0	0.0	±0.2
Z-weighting	94.0	0.0	±0.2

5.2 Time weighting at 1 kHz

Time Weighting	Measured value (dB)	Deviated value (dB)	Acceptance limits (dB)
Fast	94.0	0.0	±0.1
Slow	94.0	0.0	±0.1
LAeq	94.0	0.0	±0.1

Function : 6. Long-Term Stability

Long-term stability over 30 minutes, with steady 1 kHz signal at reference level.

Time Period to Apply Signal (min)	Reference SPL (dB)	Record SPL at Conclusion of Time Period (dB)	Deviated value (dB)	Acceptance limits (dB)
30	94.0	94.0	0.0	±0.1

Function : 7. Level Linearity on the reference level range

7.1 Level Linearity on the reference level range, Upper

Anticipated Value (dB)	Measured value (dB)	Deviated value (dB)	Acceptance limits (dB)
94.0	94.0	0.0	±0.8
99.0	99.0	0.0	±0.8
104.0	104.0	0.0	±0.8
109.0	109.0	0.0	±0.8
114.0	114.0	0.0	±0.8
119.0	119.0	0.0	±0.8
124.0	124.0	0.0	±0.8
129.0	129.0	0.0	±0.8
134.0	134.0	0.0	±0.8
139.0	139.0	0.0	±0.8
140.0	140.0	0.0	±0.8

Certificate No.: CP20240322EA

Calibration Report

7.2 Level Linearity on the reference level range, Lower

Anticipated Value (dB)	Measured value (dB)	Deviated value (dB)	Acceptance limits (dB)
94.0	94.0	0.0	±0.8
89.0	89.0	0.0	±0.8
84.0	84.0	0.0	±0.8
79.0	79.0	0.0	±0.8
74.0	74.0	0.0	±0.8
69.0	69.0	0.0	±0.8
64.0	64.0	0.0	±0.8
59.0	59.0	0.0	±0.8
54.0	54.0	0.0	±0.8
49.0	49.0	0.0	±0.8
44.0	44.1	0.1	±0.8
39.0	39.4	0.4	±0.8

Function : 8. Tone burst response

Time Weighting	Tone burst duration, Tb (ms)	Measured value (dB)	Deviated value (dB)	Acceptance limits (dB)
Fast	200	135.9	-0.1	±0.5
	2	118.8	-0.2	+1.0 ; -1.5
	0.25	109.6	-0.4	+1.0 ; -3.0
Slow	200	129.5	-0.1	±0.5
	2	109.8	-0.2	+1.0 ; -3.0
	0.25	100.8	-0.2	+1.0 ; -3.0
LAE	200	130.0	0.0	±0.5
	2	110.0	0.0	+1.0 ; -1.5
	0.25	100.8	-0.2	+1.0 ; -3.0

Function : 9. Peak C sound level

Number of cycles in test signal	Anticipated Value (dB)	Measured value (dB)	Deviated value (dB)	Acceptance limits (dB)
Complete cycle	135.4	134.8	-0.6	±2.0
Positive half cycle	134.4	134.0	-0.4	±1.0
Negative half cycle	134.4	134.1	-0.3	±1.0

Certificate No.: CP20240322EA

Calibration Report

Function : 10. Overload indication

Measured value (dB)		Deviated value (dB)	Acceptance limits (dB)
Positive one-half cycle	Negative one-half cycle		
143.0	142.8	-0.2	±1.5

Function : 11. High-Level Stability

High-level stability over 5 minutes, with steady 1 kHz signal, 1 dB below upper boundary.

Time Period to Apply Signal (min)	Reference SPL (dB)	Record SPL at Conclusion of Time Period (dB)	Deviated value (dB)	Acceptance limits (dB)
5	139.0	139.0	0.0	±0.1

Uncertainty of measurement

Function	Uncertainty (dB)	Maximum-permitted uncertainty of measurement (dB)
1) Indication at the calibration check frequency	0.30	Not applicable
2) Self-generated Noise	0.10	Not applicable
3) Acoustical signal tests of frequency weightings - Free-field sound pressure response level	0.30	0.60 (10Hz to 4kHz) 0.70 (>4kHz to 10kHz)
4) Electrical signal tests of frequency weightings	0.20	0.20
5) Frequency and time weighting at 1 kHz	0.20	0.20
6) Long-Term Stability	0.10	0.10
7) Level Linearity on the reference level range	0.30	0.30
8) Tone burst response	0.20	0.30
9) Peak C sound level	0.20	0.35
10) Overload indication	0.20	0.25
11) High-Level Stability	0.10	0.10

- Remarks:
1. Indication at the calibration check frequency can not measured because customer does not provide a sound calibrator.
 2. The acceptance limit is for the deviated value.
 3. Acceptance limits was IEC61672-3:2013 Class 1.
 4. The coverage factor $k = 2.00$

-- End of Report --

เอกสารไม่ควบคุม

Certificate No.: CP20240323EA

Operation No.: CP2024080294

Certificate of Calibration

Equipment: Sound Level Meter

Manufacturer: Larson Davis (Meter), PCB (Microphone), PCB (Preamplifier)

Model/Type: LxT1 (Meter), 377B02 (Microphone), PRMLxT1 (Preamplifier)

Serial No.: 0007305 (Meter), 345234 (Microphone), 077640 (Preamplifier)

ID No.: UAE.EFM.038/2566

Customer: United Analyst and Engineering Consultant Co.,Ltd.

Address: 81 Soi Udomsuk 41, Sukhumvit Road, Bangchak
Phrakhanong, Bangkok 10260

Received Date: 9 August 2024

Calibrated Date: 22 - 27 August 2024

Issued Date: 28 August 2024

Calibrated by: Ms. Juntaporn Kunhakom

Approved by: _____

(Mr. Sittichai Swaksuriyawong)
Group Manager

This report was prepared electronically using applicable electronic signature. Printing or copy of file are considered as a copy of the document.

The reported uncertainty of measurement was based on standard uncertainty multiplied by a coverage factor (k) providing a level of confidence of approximately 95%. This certificate may not be reproduced other than in full except with the prior written approval of the Electrical and Electronics Institute, Foundation for Industrial Development.

Certificate No.: CP20240323EA

Calibration Report

Equipment: Sound Level Meter
Manufacturer: Larson Davis (Meter), PCB (Microphone), PCB (Preamplifier)
Model/Type: LxT1 (Meter), 377B02 (Microphone), PRMLxT1 (Preamplifier)
Serial No.: 0007305 (Meter), 345234 (Microphone), 077640 (Preamplifier)
ID No.: UAE.EFM.038/2566
Ambient Temperature: (23 ± 2) °C
Relative Humidity: (50 ± 15) %
Pressure: (101.3 ± 1.5) kPa
Method of Calibration :-
IEC 61672-3:2013.

Condition of this result of calibration

1. Reference standards instrument :-

	Instrument	Model	Serial No.	Cert. No.	Due Date
1)	Standard microphone	4180	2787490	AA-1012-23	12 November 2024
2)	Arbitrary Function Generator	AFG2021	C010063	CK20240048EA	23 June 2025
3)	Programmable Attenuator	PA5	2755	EF-0040-23	1 October 2024
4)	6.5 Digit precision multimeter	8846A	9610014	CB20230200EA	15 November 2024
5)	Pressure humidity and Temperature Transmitter	PTU301	L3950483	CL1-P240023 CD20240142EA	24 March 2025 12 June 2025
6)	Pressure humidity and Temperature Transmitter	PTU301	L3950484	CL1-P240030 CD20240143EA	11 April 2025 12 June 2025
7)	Performance Audio Analyzer	U8903B	MY56510003	CB20240035EB CK20230072EA	13 February 2025 13 September 2024

2. This result of calibration was found accurate as shown on date and place of calibration only.

3. This certification is traceable to the international system of unit maintained at :-

Reference standards instrument for Acoustic function

- National Institute of Metrology (Thailand)

Reference standards instrument for Electrical function

- National Institute of Metrology (Thailand)

- Electrical and Electronics Institute; NSC Accredited Calibration No.0119

Result of Calibration:-

Function : 1. Indication at the calibration check frequency

Reference Acoustic Signal (dB)	Measured value (dB)	Deviation (dB)	Acceptance limits (dB)
-	-	-	-

Certificate No.: CP20240323EA

Calibration Report

Function : 2. Self-generated Noise

2.1 Microphone Installed

Measured value (dB)
30.1

2.2 Microphone replaced by the electrical input signal device

Frequency Weighting	Measured value (dB)
A-weighting	29.9
C-weighting	30.0
Z-weighting	35.5

Function : 3. Acoustical signal tests of frequency weightings (Without Windscreen)

Meter free-field acoustic response at a level of 84 dB.

Frequency (Hz)	Deviation from various Frequency Weighting Response Curve			
	C-Weighting (dB)	A-Weighting (dB)	Z-Weighting (dB)	Acceptance limits (dB)
125	0.2	0.1	0.1	±1.0
1000	-0.1	-0.1	-0.1	±0.7
8000	0.6	0.5	0.6	+1.5; -2.5

Function : 4. Electrical signal tests of frequency weightings

Weighting network response with relative to 1 kHz.

Frequency (Hz)	Deviation from various Frequency Weighting Response Curve			
	C-Weighting (dB)	A-Weighting (dB)	Z-Weighting (dB)	Acceptance limits (dB)
63	0.0	-0.1	0.0	±1.0
125	0.0	-0.1	0.0	±1.0
250	0.0	-0.1	0.0	±1.0
500	0.0	-0.1	0.0	±1.0
1000	0.0	0.0	0.0	±0.7
2000	0.0	-0.1	0.0	±1.0
4000	0.0	-0.1	0.0	±1.0
8000	-0.1	-0.1	0.0	+1.5; -2.5
16000	0.0	0.0	0.0	+2.5; -16.0

Certificate No.: CP20240323EA

Calibration Report

Function : 5. Frequency and time weighting at 1 kHz

5.1 Frequency weighting at 1 kHz

Frequency Weighting	Measured value (dB)	Deviated value (dB)	Acceptance limits (dB)
C-weighting	94.0	0.0	±0.2
A-weighting	94.0	0.0	±0.2
Z-weighting	94.0	0.0	±0.2

5.2 Time weighting at 1 kHz

Time Weighting	Measured value (dB)	Deviated value (dB)	Acceptance limits (dB)
Fast	94.0	0.0	±0.1
Slow	94.0	0.0	±0.1
LAeq	94.0	0.0	±0.1

Function : 6. Long-Term Stability

Long-term stability over 30 minutes, with steady 1 kHz signal at reference level.

Time Period to Apply Signal (min)	Reference SPL (dB)	Record SPL at Conclusion of Time Period (dB)	Deviated value (dB)	Acceptance limits (dB)
30	94.0	94.0	0.0	±0.1

Function : 7. Level Linearity on the reference level range

7.1 Level Linearity on the reference level range, Upper

Anticipated Value (dB)	Measured value (dB)	Deviated value (dB)	Acceptance limits (dB)
94.0	94.0	0.0	±0.8
99.0	99.0	0.0	±0.8
104.0	104.0	0.0	±0.8
109.0	109.0	0.0	±0.8
114.0	114.0	0.0	±0.8
119.0	119.0	0.0	±0.8
124.0	124.0	0.0	±0.8
129.0	129.0	0.0	±0.8
134.0	134.0	0.0	±0.8
139.0	139.0	0.0	±0.8
140.0	140.0	0.0	±0.8
141.0	141.0	0.0	±0.8

Certificate No.: CP20240323EA

Calibration Report

7.2 Level Linearity on the reference level range, Lower

Anticipated Value (dB)	Measured value (dB)	Deviated value (dB)	Acceptance limits (dB)
94.0	94.0	0.0	±0.8
89.0	89.0	0.0	±0.8
84.0	84.0	0.0	±0.8
79.0	79.0	0.0	±0.8
74.0	74.0	0.0	±0.8
69.0	69.0	0.0	±0.8
64.0	64.0	0.0	±0.8
59.0	59.0	0.0	±0.8
54.0	54.0	0.0	±0.8
49.0	49.0	0.0	±0.8
44.0	44.1	0.1	±0.8
39.0	39.4	0.4	±0.8

Function : 8. Tone burst response

Time Weighting	Tone burst duration, Tb (ms)	Measured value (dB)	Deviated value (dB)	Acceptance limits (dB)
Fast	200	136.0	0.0	±0.5
	2	118.9	-0.1	+1.0 ; -1.5
	0.25	109.7	-0.3	+1.0 ; -3.0
Slow	200	129.5	-0.1	±0.5
	2	109.9	-0.1	+1.0 ; -3.0
	0.25	100.9	-0.1	+1.0 ; -3.0
LAE	200	130.0	0.0	±0.5
	2	110.0	0.0	+1.0 ; -1.5
	0.25	100.9	-0.1	+1.0 ; -3.0

Function : 9. Peak C sound level

Number of cycles in test signal	Anticipated Value (dB)	Measured value (dB)	Deviated value (dB)	Acceptance limits (dB)
Complete cycle	135.4	134.8	-0.6	±2.0
Positive half cycle	134.4	134.0	-0.4	±1.0
Negative half cycle	134.4	134.0	-0.4	±1.0

Certificate No.: CP20240323EA

Calibration Report

Function : 10. Overload indication

Measured value (dB)		Deviated value (dB)	Acceptance limits (dB)
Positive one-half cycle	Negative one-half cycle		
143.7	143.7	0.0	±1.5

Function : 11. High-Level Stability

High-level stability over 5 minutes, with steady 1 kHz signal, 1 dB below upper boundary.

Time Period to Apply Signal (min)	Reference SPL (dB)	Record SPL at Conclusion of Time Period (dB)	Deviated value (dB)	Acceptance limits (dB)
5	139.0	139.0	0.0	±0.1

Uncertainty of measurement

Function	Uncertainty (dB)	Maximum-permitted uncertainty of measurement (dB)
1) Indication at the calibration check frequency	0.30	Not applicable
2) Self-generated Noise	0.10	Not applicable
3) Acoustical signal tests of frequency weightings - Free-field sound pressure response level	0.30	0.60 (10Hz to 4kHz) 0.70 (>4kHz to 10kHz)
4) Electrical signal tests of frequency weightings	0.20	0.20
5) Frequency and time weighting at 1 kHz	0.20	0.20
6) Long-Term Stability	0.10	0.10
7) Level Linearity on the reference level range	0.30	0.30
8) Tone burst response	0.20	0.30
9) Peak C sound level	0.20	0.35
10) Overload indication	0.20	0.25
11) High-Level Stability	0.10	0.10

Remarks:

1. Indication at the calibration check frequency can not measured because customer does not provide a sound calibrator.
2. The acceptance limit is for the deviated value.
3. Acceptance limits was IEC61672-3:2013 Class 1.
4. The coverage factor $k = 2.00$

-- End of Report --

เอกสารไม่ควบคุม



**ELECTRICAL AND ELECTRONICS INSTITUTE
FOUNDATION FOR INDUSTRIAL DEVELOPMENT**

975 Moo 4, Bangpoo Industrial Estate, Soi 8, Sukhumvit Road km 37,

Phraek Sa, Mueang Samut Prakan, Samut Prakan 10280

Tel: +66 2709 4860 Fax: +66 2324 0917



Certificate No.: CP20240324EA
Operation No.: CP2024080295

Certificate of Calibration

Equipment: Sound Level Meter

Manufacturer: Larson Davis (Meter), PCB (Microphone), PCB (Preamplifier)

Model/Type: LxT1 (Meter), 377B02 (Microphone), PRMLxT1 (Preamplifier)

Serial No.: 0007302 (Meter), 344896 (Microphone), 0776637 (Preamplifier)

ID No.: UAE.EFM.035/2566

Customer: United Analyst and Engineering Consultant Co.,Ltd.

Address: 81 Soi Udomsuk 41, Sukhumvit Road, Bangchak
Phrakhanong, Bangkok 10260

Received Date: 9 August 2024

Calibrated Date: 22 - 27 August 2024

Issued Date: 28 August 2024

Calibrated by: Ms. Juntaporn Kunhakom

Approved by: _____

(Mr. Sittichai Swaksuriyawong)
Group Manager

This report was prepared electronically using applicable electronic signature. Printing or copy of file are considered as a copy of the document.

The reported uncertainty of measurement was based on standard uncertainty multiplied by a coverage factor (k) providing a level of confidence of approximately 95%. This certificate may not be reproduced other than in full except with the prior written approval of the Electrical and Electronics Institute, Foundation for Industrial Development.

Certificate No.: CP20240324EA

Calibration Report

Equipment: Sound Level Meter
Manufacturer: Larson Davis (Meter), PCB (Microphone), PCB (Preamplifier)
Model/Type: LxT1 (Meter), 377B02 (Microphone), PRMLxT1 (Preamplifier)
Serial No.: 0007302 (Meter), 344896 (Microphone), 0776637 (Preamplifier)
ID No.: UAE.EFM.035/2566
Ambient Temperature: (23 ± 2) °C
Relative Humidity: (50 ± 15) %
Pressure: (101.3 ± 1.5) kPa
Method of Calibration :-
 IEC 61672-3:2013.

Condition of this result of calibration

1. Reference standards instrument :-

	<u>Instrument</u>	<u>Model</u>	<u>Serial No.</u>	<u>Cert. No.</u>	<u>Due Date</u>
1)	Standard microphone	4180	2787490	AA-1012-23	12 November 2024
2)	Arbitrary Function Generator	AFG2021	C010063	CK20240048EA	23 June 2025
3)	Programmable Attenuator	PA5	2755	EF-0040-23	1 October 2024
4)	6.5 Digit precision multimeter	8846A	9610014	CB20230200EA	15 November 2024
5)	Pressure humidity and Temperature Transmitter	PTU301	L3950483	CL1-P240023 CD20240142EA	24 March 2025 12 June 2025
6)	Pressure humidity and Temperature Transmitter	PTU301	L3950484	CL1-P240030 CD20240143EA	11 April 2025 12 June 2025
7)	Performance Audio Analyzer	U8903B	MY56510003	CB20240035EB CK20230072EA	13 February 2025 13 September 2024

2. This result of calibration was found accurate as shown on date and place of calibration only.

3. This certification is traceable to the international system of unit maintained at :-

Reference standards instrument for Acoustic function

- National Institute of Metrology (Thailand)

Reference standards instrument for Electrical function

- National Institute of Metrology (Thailand)

- Electrical and Electronics Institute; NSC Accredited Calibration No.0119

Result of Calibration:-

Function : 1. Indication at the calibration check frequency

Reference Acoustic Signal (dB)	Measured value (dB)	Deviation (dB)	Acceptance limits (dB)
-	-	-	-

Certificate No.: CP20240324EA

Calibration Report

Function : 2. Self-generated Noise

2.1 Microphone Installed

Measured value (dB)
28.8

2.2 Microphone replaced by the electrical input signal device

Frequency Weighting	Measured value (dB)
A-weighting	28.6
C-weighting	28.4
Z-weighting	34.3

Function : 3. Acoustical signal tests of frequency weightings (Without Windscreen)

Meter free-field acoustic response at a level of 84 dB.

Frequency (Hz)	Deviation from various Frequency Weighting Response Curve			
	C-Weighting (dB)	A-Weighting (dB)	Z-Weighting (dB)	Acceptance limits (dB)
125	0.1	0.1	0.1	±1.0
1000	0.0	0.0	0.0	±0.7
8000	-0.2	-0.2	-0.1	+1.5; -2.5

Function : 4. Electrical signal tests of frequency weightings

Weighting network response with relative to 1 kHz.

Frequency (Hz)	Deviation from various Frequency Weighting Response Curve			
	C-Weighting (dB)	A-Weighting (dB)	Z-Weighting (dB)	Acceptance limits (dB)
63	-0.1	0.0	0.0	±1.0
125	0.0	0.0	-0.1	±1.0
250	-0.1	0.0	-0.1	±1.0
500	0.0	0.0	-0.1	±1.0
1000	0.0	0.0	0.0	±0.7
2000	0.0	0.0	0.0	±1.0
4000	0.0	0.0	0.0	±1.0
8000	-0.1	0.0	0.0	+1.5; -2.5
16000	0.0	0.0	-0.1	+2.5; -16.0

Certificate No.: CP20240324EA

Calibration Report

Function : 5. Frequency and time weighting at 1 kHz

5.1 Frequency weighting at 1 kHz

Frequency Weighting	Measured value (dB)	Deviated value (dB)	Acceptance limits (dB)
C-weighting	94.0	0.0	±0.2
A-weighting	94.0	0.0	±0.2
Z-weighting	94.0	0.0	±0.2

5.2 Time weighting at 1 kHz

Time Weighting	Measured value (dB)	Deviated value (dB)	Acceptance limits (dB)
Fast	94.0	0.0	±0.1
Slow	94.0	0.0	±0.1
LAeq	94.0	0.0	±0.1

Function : 6. Long-Term Stability

Long-term stability over 30 minutes, with steady 1 kHz signal at reference level.

Time Period to Apply Signal (min)	Reference SPL (dB)	Record SPL at Conclusion of Time Period (dB)	Deviated value (dB)	Acceptance limits (dB)
30	94.0	94.0	0.0	±0.1

Function : 7. Level Linearity on the reference level range

7.1 Level Linearity on the reference level range, Upper

Anticipated Value (dB)	Measured value (dB)	Deviated value (dB)	Acceptance limits (dB)
94.0	94.0	0.0	±0.8
99.0	99.0	0.0	±0.8
104.0	104.0	0.0	±0.8
109.0	109.0	0.0	±0.8
114.0	114.0	0.0	±0.8
119.0	119.0	0.0	±0.8
124.0	124.0	0.0	±0.8
129.0	129.0	0.0	±0.8
134.0	134.0	0.0	±0.8
139.0	139.0	0.0	±0.8

Certificate No.: CP20240324EA

Calibration Report

7.2 Level Linearity on the reference level range, Lower

Anticipated Value (dB)	Measured value (dB)	Deviated value (dB)	Acceptance limits (dB)
94.0	94.0	0.0	±0.8
89.0	89.0	0.0	±0.8
84.0	84.0	0.0	±0.8
79.0	79.0	0.0	±0.8
74.0	74.0	0.0	±0.8
69.0	69.0	0.0	±0.8
64.0	64.0	0.0	±0.8
59.0	59.0	0.0	±0.8
54.0	54.0	0.0	±0.8
49.0	49.0	0.0	±0.8
44.0	44.1	0.1	±0.8
39.0	39.4	0.4	±0.8

Function : 8. Tone burst response

Time Weighting	Tone burst duration, Tb (ms)	Measured value (dB)	Deviated value (dB)	Acceptance limits (dB)
Fast	200	136.0	0.0	±0.5
	2	118.8	-0.2	+1.0 ; -1.5
	0.25	109.7	-0.3	+1.0 ; -3.0
Slow	200	129.5	-0.1	±0.5
	2	109.9	-0.1	+1.0 ; -3.0
	0.25	100.9	-0.1	+1.0 ; -3.0
LAE	200	130.0	0.0	±0.5
	2	110.0	0.0	+1.0 ; -1.5
	0.25	100.9	-0.1	+1.0 ; -3.0

Function : 9. Peak C sound level

Number of cycles in test signal	Anticipated Value (dB)	Measured value (dB)	Deviated value (dB)	Acceptance limits (dB)
Complete cycle	135.4	134.8	-0.6	±2.0
Positive half cycle	134.4	134.0	-0.4	±1.0
Negative half cycle	134.4	134.1	-0.3	±1.0

Certificate No.: CP20240324EA

Calibration Report

Function : 10. Overload indication

Measured value (dB)		Deviated value (dB)	Acceptance limits (dB)
Positive one-half cycle	Negative one-half cycle		
143.6	143.4	-0.2	±1.5

Function : 11. High-Level Stability

High-level stability over 5 minutes, with steady 1 kHz signal, 1 dB below upper boundary.

Time Period to Apply Signal (min)	Reference SPL (dB)	Record SPL at Conclusion of Time Period (dB)	Deviated value (dB)	Acceptance limits (dB)
5	139.0	139.0	0.0	±0.1

Uncertainty of measurement

Function	Uncertainty (dB)	Maximum-permitted uncertainty of measurement (dB)
1) Indication at the calibration check frequency	0.30	Not applicable
2) Self-generated Noise	0.10	Not applicable
3) Acoustical signal tests of frequency weightings - Free-field sound pressure response level	0.30	0.60 (10Hz to 4kHz) 0.70 (>4kHz to 10kHz)
4) Electrical signal tests of frequency weightings	0.20	0.20
5) Frequency and time weighting at 1 kHz	0.20	0.20
6) Long-Term Stability	0.10	0.10
7) Level Linearity on the reference level range	0.30	0.30
8) Tone burst response	0.20	0.30
9) Peak C sound level	0.20	0.35
10) Overload indication	0.20	0.25
11) High-Level Stability	0.10	0.10

Remarks:

1. Indication at the calibration check frequency can not measured because customer does not provide a sound calibrator.
2. The acceptance limit is for the deviated value.
3. Acceptance limits was IEC61672-3:2013 Class 1.
4. The coverage factor $k = 2.00$

-- End of Report --

เอกสารไม่ควบคุม



TECHNOLOGY PROMOTION ASSOCIATION (THAILAND-JAPAN)
CORPORATE SERVICES 3: EQUIPMENT CALIBRATION AND TESTING SERVICES
534/4 PATTANAKARN ROAD SOI 18, SUANLUANG, SUANLUANG BANGKOK 10250
TEL. 0-2717-3000-29 FAX. 0-2719-9484



Cert.No.: 24CH310

Page.: 1 of 3

Certificate of Calibration

Equipment : pH Meter
Manufacturer : Horiba
Model : LAQUA-PH210
Serial No. : HA1M0043
ID No. : UAE.EFM.013/2565(EFM.pH.03/65)
Condition As-Received: Used Item
Received Date : 12 March 2024
Calibration Date : 13 March 2024
Reference : 2403-0386WSC-3
Submitted by : United Analyst and Engineering Consultant Co.,Ltd.
3 Soi Udomsuk 41, Sukhumvit Road,
Bangchak, Phrakhanong, Bangkok 10260

Ambient Temperature : (25 ± 2.5) °C
Relative Humidity : (50 ± 15) %
Calibration Procedure : In - house method :
- CP-CH5 by direct measurement with DC voltage
standard and direct measurement with
certified reference material (CRM)
- CP-CH8 by comparison with temperature standard

Calibrated by : Warakorn Lerngagtrakul

Approved by :

Saithip

Approved Signatory

- () Pornthippa Tameyakul
() Unnopphol Harachai
(✓) Saithip Meangmai

Issue Date : 15 March 2024

The Uncertainties are for a confidence probability of approximately 95%

This certificate may not be reproduced other than in full, except with the prior written
Approval of the head of Corporate Services 3 : Equipment Calibration and Testing Services.

เอกสารไม่ควบคุม

A 0064527



Cert.No.: 24CH310

Page.: 2 of 3

Condition of this calibration result

1. Reference Standard Instrument

<u>Instrument</u>	<u>Serial No.</u>	<u>ID No.</u>	<u>Cert. No.</u>	<u>Due Date</u>
1) Document Process Calibrator	54030049	130RC116	23E2802	27 Aug 2024
2) Ref. Standard Thermometer	4982054	110RC044	23I908	26 July 2024

This certification is traceable to the International System of Unit maintained through:-

- Technology Promotion Association (Thailand-Japan)

2. Certified Reference Materials : The measurement results are traceable to SI through CPA chem Ltd.,
ANSI-ASQ National Accreditation Board, Accredited No. AR-1835

<u>Buffer Solution</u>	<u>Manufacturer</u>	<u>Lot No.</u>	<u>Exp. date</u>
pH 4.008	CPA chem	940102	27 Nov 2025
pH 6.986	CPA chem	940104	02 Nov 2024
pH 9.997	CPA chem	940106	02 Nov 2024

3. This certificate is valid only to the item calibrated on date and place of calibration.

Calibration Results

Function : mV Measurement

Performing standard curve by Document Process Calibrator at pH (4,7)(7,10)

Unit Under Calibration	Nominal Value	Standard Voltage Input	Actual Reading		Uncertainty of Measurement (±mV)	Coverage factor <i>k</i>
	pH	mV	mV	pH		
pH Meter S/N.: HA1M0043	4.00	177.48	177.4	4.01	0.058	2.00
	7.00	0.00	-0.2	7.00	0.058	2.00
	7.00	0.00	-0.2	7.00	0.058	2.00
	10.00	-177.48	-177.6	10.01	0.058	2.00

Sandhya
เอกสารไม่ควบคุม

a 1206337



Cert.No.: 24CH310

Page.: 3 of 3

Calibration Results**Function : pH Measurement**

Performing three buffers standard curve by using buffer nominal pH (4,7)(7,10)

Unit Under Calibration	Standard pH Buffer Solution	Actual pH Reading	Actual mV Reading (mV)	Uncertainty of pH Measurement (\pm)	Coverage factor k
pH Electrode S/N.: Q92M0181	4.008	4.01	177.4	0.0079	2.00
	6.986	7.00	2.0	0.011	2.00
	6.986	7.00	1.5	0.011	2.00
	9.997	10.00	-171.3	0.0092	2.00

Function : Temperature Measurement**(*) Without adjustment**

This equipment was connected with Temperature Probe;

- Model : 9652-10D

- Serial No. : Q92M0181

Dimension of probe

- Length : 103 mm.

- Diameter : 16 mm.

- Immersion Depth : 90 mm.

Calibration Point (°C)	Standard Temperature (°C)	UUC* Reading (°C)	Error (°C)	Uncertainty of measurement (\pm °C)	Coverage factor k
25.0	25.002	25.0	-0.002	0.13	2.00
30.0	30.003	30.0	-0.003	0.13	2.00
35.0	35.002	35.0	-0.002	0.13	2.00

Remark - UUC* = Unit Under CalibrationThe reported uncertainty of measurement was based on a standard uncertainty multiplied by a coverage factor k , providing a level of confidence of approximately 95 %.

-o0o-

เอกสารไม่ควบคุม
Sathip

a 1206338



TECHNOLOGY PROMOTION ASSOCIATION (THAILAND-JAPAN)
CORPORATE SERVICES 3 : EQUIPMENT CALIBRATION AND TESTING SERVICES

534/4 PATTANAKARN ROAD SOI 18, SUANLUANG, SUANLUANG BANGKOK 10250

TEL. 0-2717-3000 FAX. 0-2719-9484

Cert.No.: 24TW56

Page.: 1 of 2

Certificate of Testing

Equipment :	DO Meter
Manufacturer :	Horiba
Model :	LAQUA-DO210
Serial No. :	HE2L0031
ID No. :	UAE.EFM.020/2566(EFM.DO.05/66)
Received Date :	12 March 2024
Test Date :	13 March 2024
Reference :	2403-0385WSC-1
Submitted by :	United Analyst and Engineering Consultant Co.,Ltd. 3 Soi Udomsuk 41, Sukhumvit Road, Bangchak, Phrakhanong, Bangkok 10260
Laboratory Condition :	Temperature (25 ± 5) °C Humidity (50 ± 20) %
Test Procedure :	In - house method : CP-CH9 by Comparison Technique with Azide Modification Method
Tested by :	Walalak Sirithean
Approved by :	 Approved Signatory
() Pornthippa Tameyakul	
() Unnopphol Harachai	
(✓) Saithip Meangmai	
Issue Date :	15 March 2024

เอกสารไม่ควบคุม



Cert.No.: 24TW56

Page.: 2 of 2

Condition of this result of calibration

1. Reference Standard Instruments :

This certification is traceable to the International System of Unit through the reference standards laboratory of Industrial Calibration Center, Technology Promotion Association (Thailand-Japan).

<u>Instruments</u>	<u>Serial No.</u>	<u>ID No.</u>	<u>Certificate No.</u>	<u>Due Date</u>
1. Burette	-	130BU10	23CG1172	22 Mar 2025
2. Balance	14233821	110RC001	23MM405	16 July 2024

2. Standard Material :-

<u>Material</u>	<u>Manufacturer</u>	<u>Lot.No.</u>	<u>Assay</u>
Sodium Thiosulfate pentahydrate	Merck	AM1763316	100.2%

Result : Dissolved Oxygen Meter Adjustment With Air 100 %

Dissolved Oxygen Probe No.: 9K2H0053

Titration Method (Azide Modification Method) (mg/L)	DO Meter Reading (mg/L)	Standard Deviation (mg/L)
8.18	8.19	0.0055

This report was certified only for the instrument we tested. It is allowable to use for study
Intend to use for advertising and referral purpose is prohibited. This report may not be reproduced
other in full, without written approval of the laboratory

-o0o-

เอกสารไม่ควบคุม
Sathyp



TECHNOLOGY PROMOTION ASSOCIATION (THAILAND-JAPAN)
CORPORATE SERVICES 3: EQUIPMENT CALIBRATION AND TESTING SERVICES
534/4 PATTANAKARN ROAD SOI 18, SUANLUANG, SUANLUANG BANGKOK 10250
TEL. 0-2717-3000-29 FAX. 0-2719-9484



Cert. No.: 24LM41

Page.: 1 of 2

Certificate of Calibration

Equipment : DO Meter With Sensor

Manufacturer : Horiba

Model : LAQUA-DO210

Serial No. : HE2L0031

ID No. : UAE.EFM.020/2566(EFM.DO.05/66)

Submitted by : United Analyst and Engineering Consultant Co.,Ltd.
3 Soi Udomsuk 41, Sukhumvit Road,
Bangchak, Phrakhanong,
Bangkok 10260

Location : TPA Chemistry Calibration Laboratory

Received Order : 12 March 2024


Calibrated Date : 14 March 2024

Ambient Temperature : (26 ± 10) °C

Relative Humidity : (50 ± 30) %

AC Line Voltage : (220 ± 22) V

Calibrated by : Preecha Hlahib

Approved by : 
Approved Signatory

() Pornthippa Tameyakul
() Unnophol Harachai
(☒) Suwit Imjai

Issue Date : 29 March 2024

The Uncertainties are for a confidence probability of approximately 95%

This certificate may not be reproduced other than in full, except with the prior written
Approval of the head of Corporate Services 3 : Equipment Calibration and Testing Services.

เอกสารไม่ควบคุม



Equipment : DO Meter With Sensor

Cert. No.: 24LM41

Condition As-Received : Used Item

Page: 2 of 2

Reference : 2403-0385WSC-2

Procedure Used :-

Calibration were conducted using in-house calibration procedure CP-OT01 according to comparison with Industrial Platinum Resistance Thermometer (IPRT) into Temperature Bath.

The temperature scale used was based on ITS-90.

Condition of this result of calibration

1. Reference standard instrument:-

<u>Instrument</u>	<u>Serial No.</u>	<u>Cert. No.</u>	<u>Traceable</u>	<u>Due Date</u>
1) Digital Thermometer	A52847	2311222	TPA	10 Oct 2024

2. This certificate is valid only to the item calibrated on date and place of calibration.

3. This certification is traceable to the International System of Unit.

Remark : TPA : Technology Promotion Association (Thailand - Japan)

Result of Calibration :- (*) Without Adjustment

Function : Temperature measurement.

This instrument was connected with temperature sensor, S/N.: 9K2H0053

<u>Calibration Point</u> (°C)	<u>Immersion Depth</u> (mm)	<u>Standard Temperature</u> (°C)	<u>UUC* Reading</u> (°C)	<u>Error</u> (°C)	<u>Uncertainty</u> (± °C)	<u>Coverage Factor</u> <i>k</i>
25.0	100	25.005	25.1	0.095	0.16	2.00
30.0	100	30.004	30.0	-0.004	0.16	2.00
35.0	100	35.002	35.0	-0.002	0.16	2.00

UUC* : Unit Under Calibration

The reported uncertainty of measurement was based on a standard uncertainty multiplied by a coverage factor *k*, providing a level of confidence of approximately 95 %.

-o0o-

เอกสารไม่ควบคุม

Signature